

1

**Grammar**

Listen to the following nursery rhyme.  
<https://www.youtube.com/watch?v=uRCTpupaJK4>

Hey diddle diddle  
 Hey, diddle, diddle  
 The cat and the fiddle  
 The cow jumped over the moon  
 The little dog laughed to see  
 such fun  
 And the dish ran away with the  
 spoon.

Read the poem carefully. Can you list the verbs, nouns and adjectives from the poem?

**Remember:**

Noun: A noun is the name of a person, place, animal or thing. (house, pig, plate)

Verb: A verb is a doing or action word.

Adjective: An adjective is a word that describes a noun. (big, red)



Can you find any more nouns, verbs or adjectives in your reading book?

2

**Handwriting practice**

You may remember learning this pangram a few weeks ago.  
 (A pangram is a sentence that contains all the letters of the alphabet.)

**The quick brown fox jumps over the lazy dog.**

Write the sentence out neatly into your books. Look really carefully and check that all your letters have been formed correctly. Try again, correcting any mistakes and working on making your handwriting even neater.

If you have been joining your handwriting at school, then practice your joined up writing.

3

**Story writing**

I am going to give you the first sentence of a story. Could you write the rest of the story?

You can decide what happens next. You can choose what type of story it is. You can decide if there are any other characters in the story. It's up to you decide if the monster is real, or perhaps someone is dressed up as a monster. You can decide what happens at the end of the story.

Have some fun with it and write your own story. You could even add illustrations, or make a book.



**The last thing I expected to see that morning was a blue monster on a skateboard, but...**

4


**Reading**




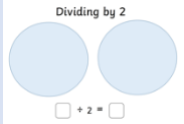


Choose a book that you really enjoy reading, or sharing with an adult. This could be fiction or non-fiction, but it needs to be a book you know really well.

I would like you to write a new 'blurb' for this book. Remember blurb is the information on the back cover, or sometime inside, of a book. Make the book sound as exciting as you can!

You could design a whole new book cover. The title, author, and illustrator should go on the front cover, and the blurb on the back.

You could use the template below to design a whole new cover. Think carefully about which is the front and which is the back cover.



1	2	3	4
<p><b>Outdoor Maths – Shape</b>                      Have a look outside, either around your garden or when you are out on a walk with your family. (If the weather is bad, or you can't get outside then see what you can find in your house.)</p> <p>Using any objects that you find, what 2d shapes can you make?</p> <p>You could make a triangle from twigs. </p> <p>You could use pebbles to make a circle. </p> <p><i>Can you make any other shapes?</i>                      Square (4 sides), pentagon (5), hexagon (6), heptagon (7), octagon (8).</p> <p><i>Now can you make any 3d shapes?</i>                      Cube, cuboid, pyramid (triangular or square based) </p> <p>Don't forget to draw, or take photos of what you have made.</p>	<p><b>Division – Sharing ÷</b>                      Watch the espresso film about dividing by 2</p> <p><a href="https://central.espresso.co.uk/espresso/primary_uk/subject/module/video/item843241/grade1/module784709/index.html">https://central.espresso.co.uk/espresso/primary_uk/subject/module/video/item843241/grade1/module784709/index.html</a></p> <p>Use objects in your house to help you practise dividing by sharing. Start with sharing between 2. Remember, if you are dividing then you have to share <b>equally</b>.</p> <p>You could use a diagram like the one here to help. </p> <p>Don't forget to practise writing out your calculations in your workbook using the division symbol. ÷</p> <p>Now try this game to see what you remember. <a href="https://central.espresso.co.uk/espresso/primary_uk/subject/module/activity/item288342/grade1/module784709/index.html">https://central.espresso.co.uk/espresso/primary_uk/subject/module/activity/item288342/grade1/module784709/index.html</a></p>	<p><b>Halving</b></p> <p>Watch these short espresso films about halving.  <a href="https://central.espresso.co.uk/espresso/primary_uk/subject/module/video/item883176/grade1/module883167/index.html">https://central.espresso.co.uk/espresso/primary_uk/subject/module/video/item883176/grade1/module883167/index.html</a></p> <p><a href="https://central.espresso.co.uk/espresso/primary_uk/subject/module/video/item883342/grade1/module883167/index.html">https://central.espresso.co.uk/espresso/primary_uk/subject/module/video/item883342/grade1/module883167/index.html</a></p> <p>Now have a look at this activity sheet. Choose 2 different colours. You are going to colour ½ (half) of each flag in 1 colour and ½ (half) in the second colour. Check how many section there are of the flag. There <b>MUST</b> be an equal number of sections in each colour.</p> <p>How many different ways can you find to colour in the flag? No 2 flags should look the same.</p> <p></p> <p>I have added some maths challenges for my super keen mathematicians. </p>	<p><b>Measures</b></p> <p>This week I would like you to explore using weights by doing some cooking or baking at home.</p> <p>Try to follow a recipe with your adult. Some recipes require you to use scales and others use cups. What does recipe use?</p> <p>I would love to hear all about what you cooked or baked and what you did to help.</p> <p>I would also really love to see a photograph of you with whatever you made.</p> <p>Have fun cooking.</p>

A

**Science**

*What do Humans need to stay healthy?*

Can you talk to your adult, or write down what you think human's need to stay healthy?

Now watch the clip below.

<https://www.bbc.co.uk/bitesize/clips/z8yd2p3>

Were you right? Did you think of everything?

Could you look at the Keeping Clean sheet?

- Draw and label 4 things you can do to keep yourself clean.
- Look at the sentences at the bottom of the sheet and fill in the missing words to complete the sentences.



B

**Science**

I think we all understand the importance of washing our hands properly with soap and water. Watch the film below and talk to your adult about what is happening.

<https://www.bbc.co.uk/cheebies/watch/germs-experiment>

You could now try a similar experiment at home.

**Experiment 1:**

Fill a small bowl with water and either pepper or glitter. Dip a finger into liquid soap or washing up liquid and then dip that finger into the water and pepper/glitter mix. Can you see what happens? Does it look like the film?

**Experiment 2:**

Fill a small bowl with water and either pepper or glitter. Put both your hands into the mix until they are covered with the pepper or glitter. Try rising your hands with just water. Does the pepper or glitter wash away? Next wash your hands thoroughly with soap and water until all the pepper or glitter has washed off.

Using the sheets below, could you draw and label the correct sequence for handwashing.



## Class 2: Extra Challenges

Summer Term Week 2: 14 April 2020

A

Think back to when you started in Year 2. Can you remember when we talked about our class rules?

Do you have any rules in your house? Talk to your parents about what would be good rules.

### **Class 2 Rules**

*Play with other children.  
Help other people if they are hurt.  
Be kind.  
Be honest.  
Be respectful.  
Be polite.  
Be helpful.  
Say please and thank you.  
Share your toys.  
Keep the classroom tidy.  
Try your best.  
Look after the classroom resources.*

I would like you to create a **poster** showing the different rules that you have in your house. Try to make your rules positive rather than negative. For example, instead of writing 'Don't argue with your sister' write 'Be kind to your sister'.

I look forward to seeing your posters. wonder if everybody's house has the same rules!

B

<https://www.facebook.com/HolsworthyLibrary/>

Holsworthy Library Craft Club have posted this challenge on Facebook. I thought it was such a great idea, and it uses something I know we all have at home.

What do you think you could make using toilet rolls?


Don't forget to share the photos of your finished creation on the Class 2 Blog page and also on the Holsworthy Library Facebook page.

Get creative and have fun.






Hey diddle diddle  
Hey, diddle, diddle  
The cat and the fiddle  
The cow jumped over the moon  
The little dog laughed to see such fun  
And the dish ran away with the spoon





<b>Noun</b> A noun is the name of a person, place, animal or thing.	<b>Verb</b> A verb is a doing or action word.	<b>Adjective</b> An adjective is a word that describes a noun.



# Book Cover template



# Dividing by 2

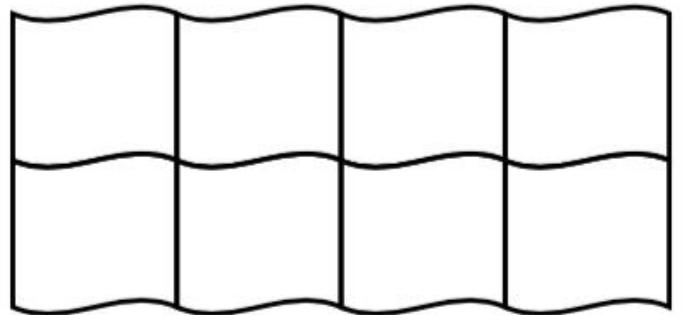
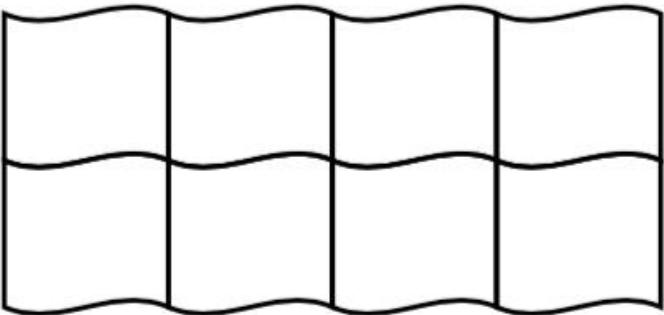
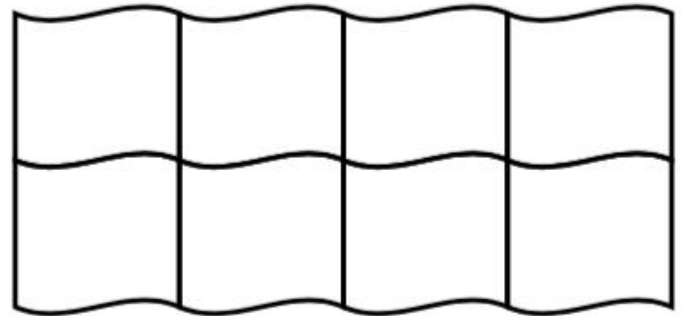
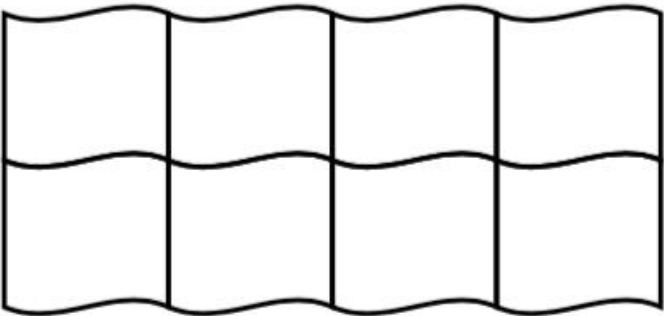
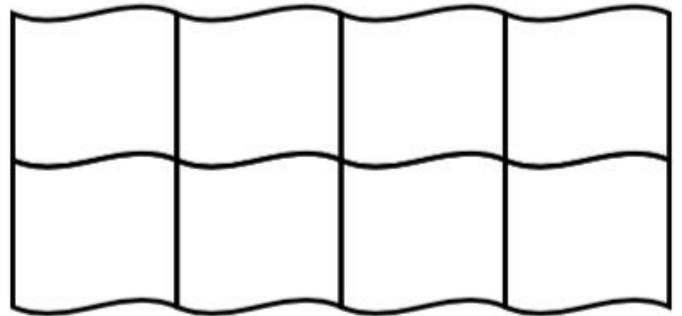
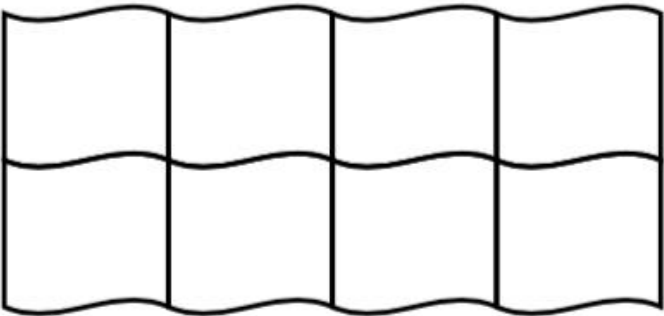
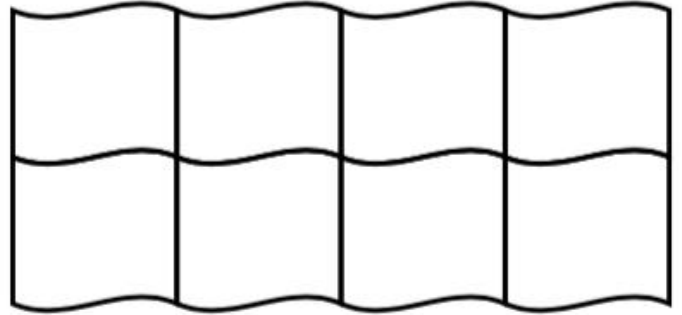
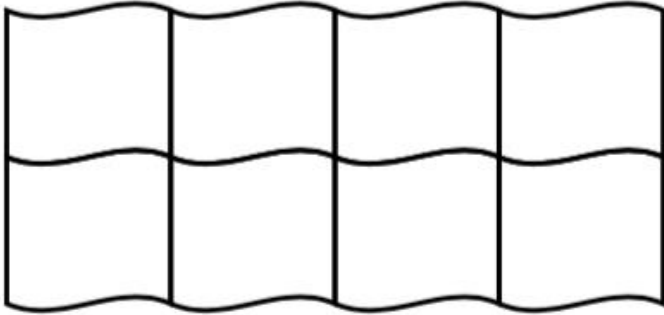



$$\square \div 2 = \square$$

# Flag designs: colouring halves

Colour  $\frac{1}{2}$  of each flag in a different colour.

How many designs can you make using the same 2 colours?



## MATHS CHALLENGES

Can you show what maths calculation you used to work these out?

On Brad's ice-cream there are 14 marshmallows. He has double the amount that Jill has. How many marshmallows does Jill have on her ice-cream?

Sam has 4 marshmallows on his ice-cream. Jake has double the amount on this. How many marshmallows does Jake have on his ice-cream?



Sam has 6 marshmallows on his ice-cream. Jake has double the amount on his. How many marshmallows does Jake have on his ice-cream? Jake's dad gives him 8 more marshmallows. How many does Jake have now?

Sam has 4 marshmallows on his ice-cream. Jake has double the amount on his. Jake's dad gives him 8 more marshmallows. How many does Jake have?



There are 20 marshmallows in a shop. John buys 6 marshmallows. Olivia wants to buy double the amount that John has. Are there enough marshmallows? Explain how you know.



# Keeping Clean



Draw four things that you do to keep yourself clean.

Fill in the blanks to complete these sentences.

If you don't brush your \_\_\_\_\_, then you could get tooth \_\_\_\_\_.

If you don't change your clothes, they will \_\_\_\_\_ bad.

If you don't wash your hands, then \_\_\_\_\_ might make you ill.

If you don't wash your face and body, then you will \_\_\_\_\_ and \_\_\_\_\_ dirty.

Keeping clean keeps you \_\_\_\_\_ and \_\_\_\_\_.

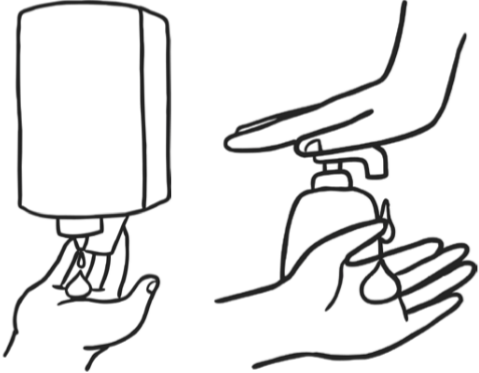



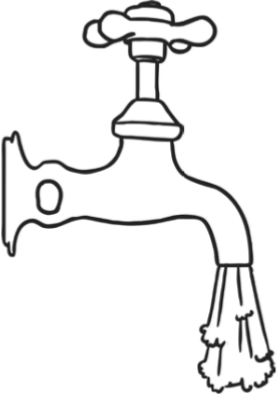

# How to Wash Your Hands Sequencing



Put the pictures in the correct order to show how to wash your hands properly to get rid of germs.


# How to Wash Your Hands Sequencing

Put the pictures in the correct order to show how to wash your hands properly to get rid of germs.

 <p>Put soap on hands.</p>	 <p>Wet hands.</p>	 <p>Rub hands.</p>
 <p>Dry hands.</p>	 <p>Turn the tap on.</p>	 <p>Wash soap off hands.</p>

