

1

**Poetry - Chocolate Cake by Michael Rosen**

Click on the link below to listen to Michael Rosen read his poem 'Chocolate Cake'.

<https://www.youtube.com/watch?v=7BxQLITdOOc>

I have included a printed copy of the poem below, as well as a pdf of the poem with the plans which you may enjoy reading.

As you listen to the poem for a second time, listen out for any adjectives that Michael Rosen uses to describe the Chocolate cake. See if you can write them down on the sheet attached, or in your book.

Could you also include some of your own adjectives to describe chocolate cake?

*Michael Rosen has written some very well-known books. You have definitely read some of them. Can you research the titles of some of his books? Which ones have you read?*



2

**Poetry - Chocolate Cake by Michael Rosen**

Listen again to Michael Rosen reading 'Chocolate Cake'.

<https://www.youtube.com/watch?v=7BxQLITdOOc>

*Do you like the poem? Do you like how Michael Rosen recites the poem? Let me know what you think*

Now think about your favourite food. Is it chocolate cake, cupcakes, fish fingers, pizza, jelly beans or even a banana?

Using the template sheet below, could you try writing your own short 'Favourite Food Poem'.

You could use the words from the word bank to help, or think of some of your own words.

Could you expand on this poem and add more detail?

Try writing another poem about another of your favourite foods.



3

**Reading – Book Review**

I hope that you have been using some of the extra time we have had to read. Maybe you have been sharing books with your parents, or reading to yourself. There are so many resources available online to listen to audible books, or perhaps you have listened to more Oliver Jeffers books.

Think about which of the books you have enjoyed the most.

Was it fiction or non-fiction?

Who was the author?

Please could you fill in the Book Review sheet attached. If you don't have access to a printer, then you can write the information in your notebook. Take a photo of your book review and email it to me or put it on our blog page. I look forward to reading them all to find out what you have been reading.



1

**Outdoor maths hunt**

I would like you to go on a nature hunt either in your garden or out on a walk with your family. Can you find any objects that represent a particular number?

For example:



This ivy leaf could represent **5** as there are 5 parts to the leaf.



This buttercup has 5 petals so could also represent **5**.






This daisy has 25 petals so could represent **25**.



This black bird could represent **1**.

What calculations could you now make up using what you found on your walk.

 +   
 $5 + 25 = 30$

  
 $5 + 5 + 5 = 15$  or  $5 \times 3 = 25$

Don't forget to write down your calculations, and take photos or draw what you find too.

2

**Telling the time to the half hour**

Watch the video on **espresso**. You will need to login first.

[https://central.espresso.co.uk/espresso/primary\\_uk/subject/module/video/item340633/grade1/module849349/index.html](https://central.espresso.co.uk/espresso/primary_uk/subject/module/video/item340633/grade1/module849349/index.html)

Look at the times on the clocks on the sheet. Can you read what they say? Say them aloud, or ask your parent if you are stuck.

The times will either be **o'clock** or **half past**.

Think about what you were doing yesterday at each of those times. Maybe you were playing outside, or maybe you were eating a sandwich or watching television.

**Times of the day**

Look at the times on the clock. Write a short sentence saying what you were doing at that time yesterday. For example: At half past seven I was watching my favourite TV show which I want to see on my table.

	Morning
	Afternoon
	Evening

Write a sentence for each of the times, you could even draw a picture to illustrate what you were doing.

3

**Ten Times Table**


Practise the 10 times table song.

<https://www.bbc.co.uk/teach/super movers/ks1-maths-the-10-times-table-with-webster-the-spider/zm32cqt>

Try this activity on espresso, don't forget to login first.

[https://central.espresso.co.uk/espresso/primary\\_uk/subject/module/activity/item809180/grade1/module784709/index.html](https://central.espresso.co.uk/espresso/primary_uk/subject/module/activity/item809180/grade1/module784709/index.html)

Can you work out how much money is in each of the jars on the sheet? Don't forget to write out the number sentence to show how you worked it out. E.g. **3 x 10 = 30**



Next draw your own jars of 10p coins. Remember to write the calculation underneath. What else could you use to practise your 10 times table?



**A****Design a boat that floats**

This week I would like you to try to design and make a boat or raft that floats. You don't need any special equipment. Collect an empty bottle or food container, use lolly sticks or any bits left over from your Easter Egg packaging.

Once you have collected all your materials, think about how you are going to stick them together: glue, tape, staple, pins. Use the planning sheet to help you organise your resources and design what your boat looks like (Or you could complete the sheet at the end, once you have built and tested your boat.)

I look forward to seeing some interesting designs but the most important thing is that your boat floats. Test it out in a sink, bucket, bath, or even your paddling pool. Please put the photos of your boats up on the class blog, I'll set up a section for you to share your boats.

**B****Draw the view from your window.**

Look out of one of the windows in your home. What do you see? Are there fields, houses, shops or perhaps you can see your garden, or your car parked outside your house.

Whatever you see, look at it carefully and then draw, paint or colour the view.



# Chocolate Cake

By Michael Rosen

I love chocolate cake.  
And when I was a boy  
I loved it even more.

Sometimes we used to have it for tea  
and Mum used to say,  
'If there's any left over  
you can have it to take to school  
tomorrow to have at playtime.'  
And the next day I would take it to school  
wrapped up in tin foil  
open it up at playtime  
and sit in the corner of the playground  
eating it,  
you know how the icing on top  
is all shiny and it cracks as you  
bite into it,  
and there's that other kind of icing in  
the middle  
and it sticks to your hands and you  
can lick your fingers  
and lick your lips  
oh it's lovely.  
yeah.

Anyway,  
once we had this chocolate cake for tea  
and later I went to bed  
but while I was in bed  
I found myself waking up  
licking my lips  
and smiling.  
I woke up proper.  
'The chocolate cake.'  
It was the first thing  
I thought of.

I could almost see it  
so I thought,  
what if I go downstairs  
and have a little nibble, yeah?

It was all dark  
everyone was in bed  
so it must have been really late  
but I got out of bed,  
crept out of the door  
there's always a creaky floorboard, isn't there?

Past Mum and Dad's room,

careful not to tread on bits of broken toys  
or bits of Lego  
you know what it's like treading on Lego  
with your bare feet,

yowwww  
shhhhhh

downstairs  
into the kitchen  
open the cupboard  
and there it is  
all shining.

So I take it out of the cupboard  
put it on the table  
and I see that  
there's a few crumbs lying about on the plate,  
so I lick my finger and run my finger all over the crumbs  
scooping them up  
and put them into my mouth.

ooooooooommmmmmmmm

nice.  
Then  
I look again  
and on one side where it's been cut,  
it's all crumbly.

So I take a knife  
I think I'll just tidy that up a bit,  
cut off the crumbly bits  
scoop them all up  
and into the mouth

ooooooooomm mmmm  
nice.

Look at the cake again.

That looks a bit funny now,  
one side doesn't match the other  
I'll just even it up a bit, eh?

Take the knife  
and slice.  
This time the knife makes a little cracky noise  
as it goes through that hard icing on top.  
A whole slice this time,  
into the mouth.

Oh the icing on top  
and the icing in the middle  
ohhhhhh oooo mmmmmm.

But now  
I can't stop myself  
Knife -  
I just take any old slice at it  
and I've got this great big chunk  
and I'm cramming it in  
what a greedy pig  
but it's so nice,

and there's another  
and another and I'm squealing and I'm smacking my lips  
and I'm stuffing myself with it  
and  
before I know  
I've eaten the lot.  
The whole lot.

I look at the plate.  
It's all gone.  
Oh no  
they're bound to notice, aren't they,  
a whole chocolate cake doesn't just disappear  
does it?

What shall I do?

I know. I'll wash the plate up,  
and the knife

and put them away and maybe no one  
*will* notice, eh?

So I do that  
and creep creep creep  
back to bed  
into bed  
doze off  
licking my lips  
with a lovely feeling in my belly.  
Mmmmrnmmmmm.

In the morning I get up,  
downstairs,  
have breakfast,  
Mum's saying,  
'Have you got your dinner money?'  
and I say,  
'Yes.'  
'And don't forget to take some chocolate cake with you.'

I stopped breathing.

'What's the matter,' she says,  
'you normally jump at chocolate cake?'

I'm still not breathing,  
and she's looking at me very closely now.

She's looking at me just below my mouth.  
'What's that?' she says.  
'What's what?' I say.

'What's that there?'

'Where?'

'There,' she says, pointing at my chin.

'I don't know,' I say.

'It looks like chocolate,' she says.

'It's not chocolate is it?'

No answer.

'Is it?'

'I don't know.'

She goes to the cupboard  
looks in, up, top, middle, bottom,  
turns back to me.

'It's gone.

It's gone.

You haven't eaten it, have you?'

'I don't know.'

'You don't know. You don't know if you've eaten a whole  
chocolate cake or not?

When? When did you eat it?'

So I told her,

and she said

well what could she say?

'That's the last time I give you any cake to take  
to school.

Now go. Get out

no wait

not before you've washed your dirty sticky face.'

I went upstairs

looked in the mirror

and there it was,

just below my mouth,

a chocolate smudge.

The give-away.

Maybe she'll forget about it by next week.



|  
What adjectives did Michael Rosen use in his poem to describe the Chocolate ~~cake~~ <sup>cake</sup>. Did he use all his 5 senses? Can you add your own adjectives to the word list?

Adjectives to describe Chocolate Cake



Michael Rosen  
**CHOCOLATE  
 CAKE**



My favourite food in the entire world is .....

It looks .....

It smells .....

When I take a bite it makes a ..... sound.

It feels ..... in my mouth.

**WORD BANK**

shiny	dull	soft	hard
delicious	sweet	salty	hot
cold	bitter	creamy	crunchy
gooey	yum	gobble	ahhh



## My Book Review

Title: .....

Author: .....

Illustrator: .....

Rate the book by colouring the stars.



Book Genre: (fiction/ non-fiction / poetry) .....

What was this book about? .....

.....

.....

.....

What was your favourite part of this book and why? .....

.....

.....

.....

Draw a picture of your favourite part of the book.

A large, empty rounded rectangle with a black border, intended for drawing a picture of the favorite part of the book.

# Times of the day

Look at the times on the clock.

Write a short sentence saying what you were doing at that time yesterday.

*For example: At half past seven I was eating my breakfast.*

*At nine o'clock I went for a ride on my bike*

Morning



Afternoon



Evening



# How much money is in the jar?

Write out the number sentence for each jar e.g.  $3 \times 10 = 30$





## Which exercise makes our heart work hardest?

Complete each exercise for 2 minutes and then measure your heart beat for one minute.

Get your partner to time on a stop watch.

Exercise	Heart beats per minute
sitting	
walking	
star jumping	
running	
crawling	

Which exercise made you feel the most out of breath?

---

Which exercise made you the least out of breath?

---

Which exercise made your heart work the hardest?

---

Explain how you know.

---

---

---



Name: \_\_\_\_\_

## Challenge



Label 4 things that happen to you when you exercise.



|

## Next Step



Give 3 reasons why it is important to exercise regularly.

1. \_\_\_\_\_

2. \_\_\_\_\_

3. \_\_\_\_\_

## Science – Exercise

Try joining in with one of Joe Wicks' PE sessions on YouTube.  
<https://www.youtube.com/user/thebodycoach1>

Which is your favourite exercise and why?

---

---

Which is your least favourite exercise and why?

---

---

How did you feel before you started the PE session?

---

---

How did you feel after the PE session?

---

---

Now could you try to plan your own PE session, what exercises would you include?  
(remember Joe Wicks usually plans 30 seconds of exercise followed by 30 seconds rest.)

---

---

---

---

---

---

I would love to see photos of you either exercising with Joe Wicks or doing your own workout.

Mrs Carey x|



# My boat design sheet



My boat diagram

I will need:

---

---

---

---

---

---

---

---

---

---

