

## Class 2: English Week 1: 23 March 2020

**Spelling Shed Assignment:** <https://hub.edshed.com/homework/505203>

**1**

If you click on the link below, you will see a short film of the story ‘The Way Back Home’  
<https://www.literacyshed.com/thewaybackhome.html>

(If you are in school, you could also find the book in our classroom.)

Using speech bubbles, could you think of the conversation that the boy could have with the Martian

Don't forget to use **capital letters** and **full stops**. Can you use a **question mark**?



Listen to Oliver Jeffers reading ‘The Way Back Home’  
[https://youtu.be/2TChZdP\\_YbY](https://youtu.be/2TChZdP_YbY)

(You probably won't be able to use YouTube at school, so listen at home if you can.)

**2**


Many of Oliver Jeffers stories feature a quest or journey. The boy in the stories we have read travels by boat and aeroplane and he also has a rocket.

If you were going on journey, and could travel anywhere where would you go, and what would you take with you?

Think about all the things you would need.

Also think about the things you would like to have with you on your journey.

Draw and label all the things you would pack into your suitcase.

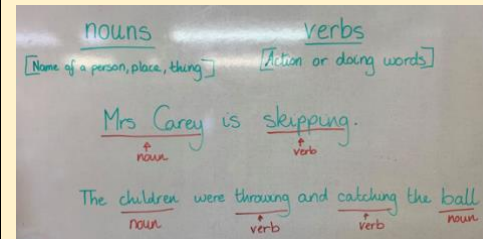


**3**

Can you remember what we have learned about nouns and verbs?  
**Remember:**

**Nouns:** a noun is the name of a person, a place, or a thing (dog, table, teacher, Mrs Carey)

**Verb:** a verb is an action or a doing word. If you aren't sure if a word is a verb, play the game ‘Simon Says’. If you can ‘do’ the word, then it is probably a verb.)



Choose one of your reading books and read it carefully to yourself.

Can you make a list of all the nouns and verbs you find in your book?

Nouns	Verbs

**4**

I hope you enjoy the extra time to read this week.


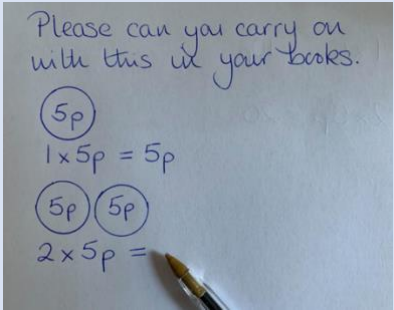
We all love sharing books and stories. Is there anything else in your house that you can read?

I don't want to give you any ideas, but look around the house, or school. What else can you see that you can ‘read’?


Write a list in your books, or email it to me to see how many we can find as a class.

## Class 2: Maths Week 1: 23 March 2020


Maths Shed Assignment: <https://hub.edshed.com/homework/505168>

1	2	3	4		
<p><b>Odd and Even</b></p> <p>Have a look at the video below – you will need to login into <b>espresso</b> first.</p> <p><a href="https://central.espresso.co.uk/espresso/primary_uk/subject/module/video/item809397/grade1/module784709/index.html">https://central.espresso.co.uk/espresso/primary_uk/subject/module/video/item809397/grade1/module784709/index.html</a></p> <p>Now try this activity.</p> <p><a href="https://central.espresso.co.uk/espresso/primary_uk/subject/module/activity/item802289/grade1/module784709/index.html">https://central.espresso.co.uk/espresso/primary_uk/subject/module/activity/item802289/grade1/module784709/index.html</a></p> <p>Can you sort this list of numbers into odd or even?                      12, 5, 11, 41, 33, 36, 29, 55, 58, 66, 2, 18, 99, 100, 64, 77, 22, 33, 47, 86</p> <div style="border: 1px solid black; padding: 5px; width: fit-content; margin: 10px auto;"> <table style="width: 100%; border-collapse: collapse;"> <tr> <td style="border: 1px solid black; width: 50%; text-align: center; padding: 5px;">Odd</td> <td style="border: 1px solid black; width: 50%; text-align: center; padding: 5px;">Even</td> </tr> </table> </div> <p>Can you explain to your parent, friend, brother or sister how you know if a number is odd or even?</p>	Odd	Even	<p><b>Two Times Table</b></p> <p>Click below for the 2 x table</p> <p><a href="https://www.bbc.co.uk/teach/super-movers/ks1-maths-the-2-times-table-with-bridget-the-lioness/zrrx92p">https://www.bbc.co.uk/teach/super-movers/ks1-maths-the-2-times-table-with-bridget-the-lioness/zrrx92p</a></p> <p>What can you find in your home that comes in 2s or pairs?</p> <p>Can you count how many pairs of shoes in your wardrobe then write down the number sentence. (for example if you have 4 pairs of shoes, then, <math>2 \times 4 = 8</math>, you have 8 shoes.)</p> <p>How many are in your mum's wardrobe, or next to the door? How many wellies or socks?</p> <p>Can you write down all the multiplication number sentences you find.</p>	<p><b>Telling the time to the half hour</b></p> <p>Watch the video on <b>espresso</b>, don't forget to login first.</p> <p><a href="https://central.espresso.co.uk/espresso/primary_uk/subject/module/video/item868417/grade1/module849349/index.html">https://central.espresso.co.uk/espresso/primary_uk/subject/module/video/item868417/grade1/module849349/index.html</a></p> <p>Now try this activity.</p> <p><a href="https://central.espresso.co.uk/espresso/primary_uk/subject/module/activity/item871587/grade1/module849349/index.html">https://central.espresso.co.uk/espresso/primary_uk/subject/module/activity/item871587/grade1/module849349/index.html</a></p> <p>If you are struggling to get the answers right, slow down and try playing again.</p> <p>Can you work out the times on the sheet below?</p> <p>Try drawing the clocks and labelling the time.</p> <div style="text-align: center;">  </div>	<p><b>Five Times Table</b></p> <p>Click below for the 5 x table</p> <p><a href="https://www.bbc.co.uk/teach/super-movers/ks1-maths-the-5-times-table/zhbm47h">https://www.bbc.co.uk/teach/super-movers/ks1-maths-the-5-times-table/zhbm47h</a></p> <p>Can you find or borrow a 5p piece?</p> <p>In your books or on a piece of paper, can you draw around the 5p coin, show the 5x table using the 5p coin.</p> <p>I started one to show you....</p> <div style="text-align: center; margin-top: 20px;">  </div>
Odd	Even				

## Class 2: Topic/Science Week 1: 23 March 2020

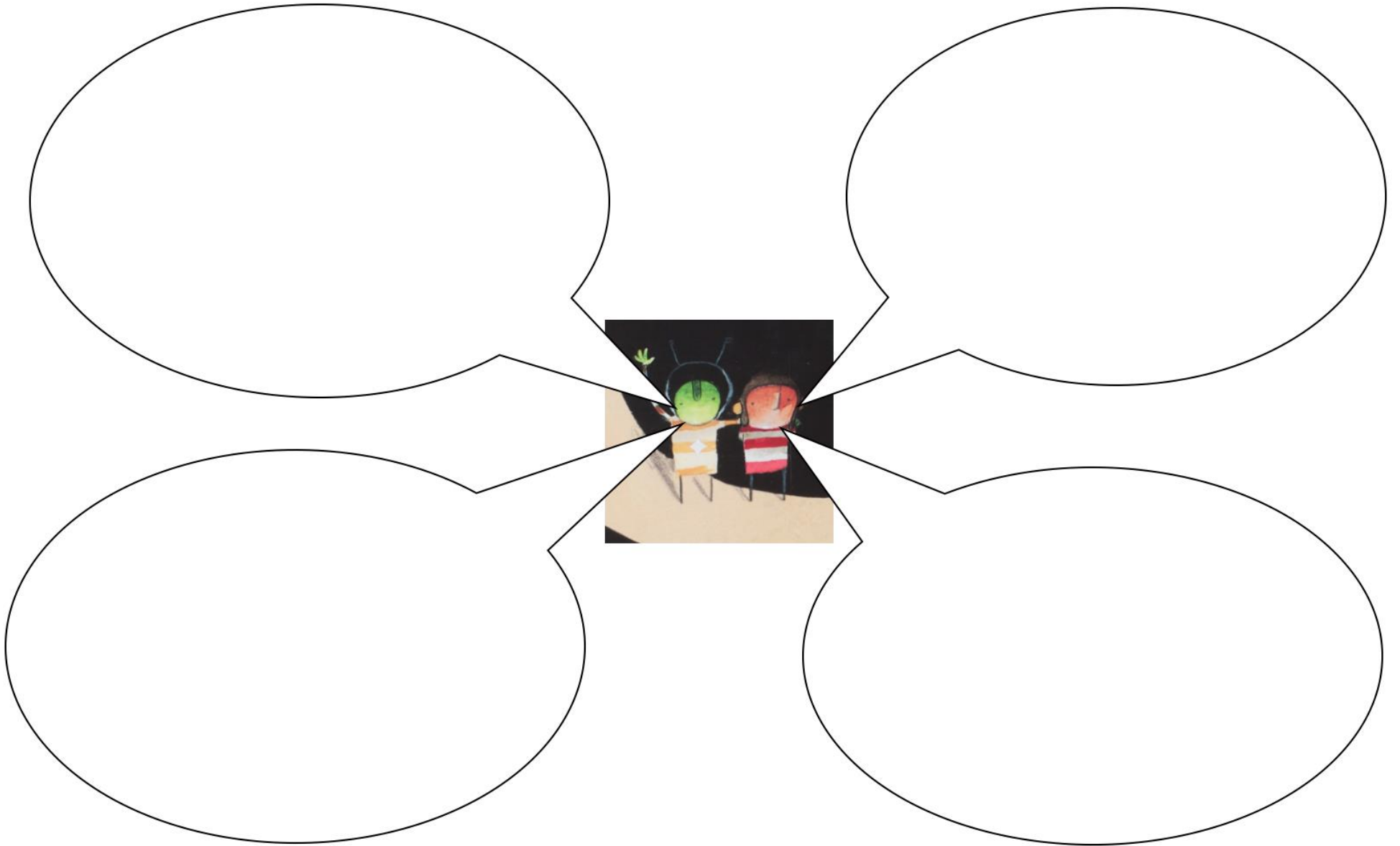
A	B
<p><b>Geography</b>  <b>Identify the 4 countries of the United Kingdom</b></p> <ul style="list-style-type: none"> <li>• Can you name all four countries of the United Kingdom?</li> <li>• What are their capital cities?</li> <li>• Now draw the flag of each country in the United Kingdom.</li> </ul> <div style="text-align: center;">  </div>	<p><b>Science</b>  <b>What animals need to survive</b></p> <p>In science we have been learning about what animals, including humans, need to survive. I would like you to think about your favourite animal. You could choose a pet, a wild animal or a farm animal, it's up to you. Find out as much as you can about your chosen animal, do some research in books, or on the internet.</p> <p><b>Design a poster</b> to explain to me what your animal needs to survive. You can draw pictures or cut out picture, but don't forget to write as much information as you can</p>

## Class 2: Extra Challenges Week 1: 23 March 2020

A	B	C
<p><b>Design a Rocket</b></p> <p>Please could you to design your own rocket. You could think about any books you have read which may have a rocket in or look on the internet for pictures of rockets.</p> <p>You may draw, colour or paint your rocket in your book, or on a blank sheet of paper, using whatever pens or pencils you wish. If you are feeling extra creative and have the space and resources, you could build a rocket out of empty boxes, Lego, bricks etc.</p> <p>I would love to see a photo of what you have made.</p>	<p><b>Tongue Twisters</b></p> <ul style="list-style-type: none"> <li>• Read aloud each of the tongue twisters.</li> <li>• Say them quickly four or five times.</li> <li>• Which one is easiest?</li> <li>• Which is the trickiest?</li> <li>• Do you think you could have a go at writing your own tongue twister?</li> </ul> <div style="text-align: center;">  </div>	<p><b>Write me a postcard, letter or email</b></p> <p>I love getting mail, whether that's through the post or email. So I would really like each of you to write to me. You can write anything you want. Tell me something about yourself that I may not know. Tell me a joke, write a story, a poem or send me a picture.</p> <p>You can email them to me at:  <a href="mailto:class2@bradworthy.devon.sch.uk">class2@bradworthy.devon.sch.uk</a>.</p> <p>Or post to:          Mrs. Carey          Bradworthy Primary Academy          Mill Road          Bradworthy          Devon          EX22 7RT</p>

## English (1)

Using speech bubbles, write a conversation between the boy and the martian in *The Way Back Home*.



The worksheet contains four large, empty speech bubbles arranged around a central illustration. The illustration shows a boy with a red face and a green alien with a green face, both wearing striped shirts. They are standing on a dark surface, possibly a planet or moon. The speech bubbles are intended for students to write a conversation between the boy and the alien.

## English (2)

If you could travel anywhere where would you go? Write a couple of sentences saying where you would go and why.

---

---

---

Now think of all the things you would need and want to take with you. Draw a picture of each item and label it.



Nouns	Verbs

## Times Tables for Year 2

2

$1 \times 2 = 2$

$2 \times 2 = 4$

$3 \times 2 = 6$

$4 \times 2 = 8$

$5 \times 2 = 10$

$6 \times 2 = 12$

$7 \times 2 = 14$

$8 \times 2 = 16$

$9 \times 2 = 18$

$10 \times 2 = 20$

$11 \times 2 = 22$

$12 \times 2 = 24$

3

$1 \times 3 = 3$

$2 \times 3 = 6$

$3 \times 3 = 9$

$4 \times 3 = 12$

$5 \times 3 = 15$

$6 \times 3 = 18$

$7 \times 3 = 21$

$8 \times 3 = 24$

$9 \times 3 = 27$

$10 \times 3 = 30$

$11 \times 3 = 33$

$12 \times 3 = 36$

5

$1 \times 5 = 5$

$2 \times 5 = 10$

$3 \times 5 = 15$

$4 \times 5 = 20$

$5 \times 5 = 25$

$6 \times 5 = 30$

$7 \times 5 = 35$

$8 \times 5 = 40$

$9 \times 5 = 45$

$10 \times 5 = 50$

$11 \times 5 = 55$

$12 \times 5 = 60$

10

$1 \times 10 = 10$

$2 \times 10 = 20$

$3 \times 10 = 30$

$4 \times 10 = 40$

$5 \times 10 = 50$

$6 \times 10 = 60$

$7 \times 10 = 70$

$8 \times 10 = 80$

$9 \times 10 = 90$

$10 \times 10 = 100$

$11 \times 10 = 110$

$12 \times 10 = 120$

Sort the numbers below into odd or even? Add your own numbers to show that you really understand.

( 12, 5, 11, 41, 33, 36, 29, 55, 58, 66, 2, 18, 99, 100, 64, 77, 22, 33, 47, 86 )

**Odd**

**Even**



# Telling the time - o'clock and half past

Write the correct time in the space below each clock.













Draw the correct time on the clocks.




Half past twelve



Six o'clock



Half past nine



Ten o'clock

## Topic (A)

- Can you name all four countries of the United Kingdom?
- What are their capital cities?
- Now draw the flag of each country in the United Kingdom.

Country: \_\_\_\_\_

Country: \_\_\_\_\_

Capital City: \_\_\_\_\_

Capital City: \_\_\_\_\_

Flag:

Flag:



Country: \_\_\_\_\_


Country: \_\_\_\_\_

Capital City: \_\_\_\_\_

Capital City: \_\_\_\_\_

Flag:

Flag:



# Tongue Twisters

Red lorry, yellow lorry

Tongue Twisters

Peter Piper picked a  
peck of pickled  
peppers

Tongue Twisters

Freshly fried flying fish

Tongue Twisters

Black bug's blood

Tongue Twisters

Greek grapes, Greek  
grapes, Greek grapes

Tongue Twisters

Crisp crusts crackle  
and crunch

Tongue Twisters

