

1

**Non-Fiction Writing
Wombat Factsheet**

The story of Diary of a Wombat is Fiction (it is a made up story). However, it is based on a real Wombat, Mothball, who lived on Jackie French's property.

I have attached a factsheet about wombats for you to read and learn a little more about these interesting animals. You could also use the internet, or any books you may have, to find some more information.

When you have researched and gathered your information, I want you to write a Wombat Factsheet. You could use the template attached, or design your own factsheet.



What is the most interesting thing you have learned about Wombats?

2

Plan your Diary (Part 1)

You may want to re-listen to the video of Diary of a Wombat on The Video Resource Centre.

<https://bradworthy-primary-academy.primarysite.media/media/spring-week-67-diary-of-a-wombat>

In lesson 2 you are going to write a diary entry of an animal who causes all sorts of trouble for a family. In this session you will plan your work.

- First of all, you need to decide which animal will appear in your story.
- Decide which day of the week your diary entry will be for
- Think of at least 3 things your animal does that causes trouble for the family.

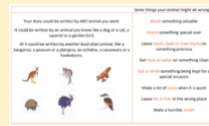
You could use the attached ideas sheet to help you with your planning.

HELP WITH IDEAS

Wombat gets into all sorts of trouble with the family. Maybe have a look with your adult at some other naughty animals.

<https://www.youtube.com/watch?v=QpNXHJGfGYo>

Record your ideas on the attached planning sheet.



3

Write your Diary (Part 2)

Using the ideas that you worked hard to plan yesterday, you are going to write a diary entry of an animal who causes all sorts of trouble for a family.

If you are feeling really inspired, you could write a diary for more than just one day – if you have been practicing your spellings you will know how to correctly spell each day.


Once you have written your diary make sure you read back through your writing to check it.

**Do all your sentences have capital letters and full stops?
Did you spell every word correctly?**

It would be lovely if you added some illustrations to your diary!

4

Diary of a Kangaroo



Carefully read the attached Diary of a Kangaroo. You may need to ask your grown up to read it with you.

Think carefully about the 2 diaries that you have read. What are the similarities and differences between the 2 diaries? Write them on the attached sheet.

For example:
Differences:
Diary of a Wombat.
This diary is written over more than a week.
Diary of a Kangaroo.
This diary is written on just one day, Wednesday.
Similarities:
Both of the diaries are written by animals from Australia.



This week we are mixing it up a bit in Maths. These lessons can be done in any order and are a revision of some of the Maths topics we have covered so far in Year 2

1

Statistics – Tally Charts & Block Diagrams

We use tally charts at school to add up our house points. Every time get 1 house point, we do a | on our chart. As these add up we put more lines |||| When we add the 5th house point we draw a line across **||||** to make 5.

Watch the espresso video to help understand this.

https://central.espresso.co.uk/espresso/primary_uk/subject/module/video/item889460/grade1/module883307/index.html

Now try the attached worksheet. Take care when adding the tally total.

Interpreting tally charts
The tally chart below shows how many days each week are for each day in a school year.

Day	Tally	Total
Monday		
Tuesday		
Wednesday		
Thursday		
Friday		
Saturday		
Sunday		

Challenge 1: Complete the table below.

Challenge 2:

- How many days did you go to school?
- On which day were there half as many hours as the day before?
- On which day were there the same number of hours as?
- Were there more hours on Saturday or Sunday?

Make sure you have completed this Maths lesson before you try to do SCIENCE B.

2

Outdoor maths hunt

I would like you to go on a nature hunt either in your garden or out on a walk with your family.

Can you find any objects that represent a particular number?

For example:



This ivy leaf could represent **5** as there are 5 parts to the leaf.



This buttercup has 5 petals so could also represent **5**.



This daisy has 25 petals so could represent **25**.



The black bird could represent **1**.

What calculations could you now make up using what you found on your walk.



5 + 25 = 30



5 + 5 + 5 = 15
or 3 x 5 = 25

Don't forget to write down your calculations, and take photos or draw what you find too.

3

Halving

Watch these short espresso films about halving.

https://central.espresso.co.uk/espresso/primary_uk/subject/module/video/item883176/grade1/module883167/index.html

https://central.espresso.co.uk/espresso/primary_uk/subject/module/video/item883342/grade1/module883167/index.html

Now have a look at this activity sheet. Choose 2 different colours. You are going to colour 1/2 (half) of each flag in 1 colour and 1/2 (half) in the second colour. Check how many section there are of the flag. There **MUST** be an equal number of sections in each colour.

How many different ways can you find to colour in the flag? No 2 flags should look the same.

I have added some maths challenges for my super keen mathematicians.

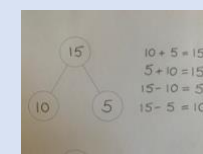


4

Addition and Subtraction:


Do you remember this part/whole model?

In this example 15 is the whole, and 10 and 5 are the parts. You can show 4 calculations, 2 additions (+) and 2 subtraction (-)



We can use this to show that addition is the inverse of subtraction and subtraction is the inverse of addition.

I am attaching 3 levels of worksheet for you to work through. I don't expect everyone to get to the third sheet.



A



Be Kind

I know I have set this challenge before, but I think it's a good one, and one we should be trying to do every day.

Being kind is one of the most important things we can be to other people. I would like you to perform 3 random acts of kindness.

This could be to people in your home, your family, friends or neighbours.

Here are a few ideas for you, but I would love to hear what acts of kindness you have managed to do.

Remember being kind to others not only makes them feel great, but it makes you feel good too.

- Smile and say thank you.
- Offer to help your parents cook dinner.
- Tidy your bedroom without being asked.
- Write a letter to someone who you haven't seen for a while.
- Draw a picture for someone.
- Share your toys.
- Tell someone why you love them.
- Write a thank you note to someone.
- Use kind words.
- Make someone laugh.

B

Times Tables

Times Table Challenge

Keep practicing your 2 x, 5 x and 10 x tables. Write them out, say them out loud, join in with the songs on BBC Supermovers, make a colourful ties table poster for your bedroom.

The current maths assignments on MathsShed are the 2, 5 and 10x tables.

Try lots of different ways to help you learn and remember your Times Tables.

Try the Times Table Challenge. Can you beat your best score or best time?

(p. 1) Year 2 - 2, 5 and 10 Times Table Challenge

2 x Table	5 x Table	10 x Table
1 x 2 =	5 x 5 =	6 x 10 =
6 x 2 =	8 x 5 =	9 x 10 =
12 x 2 =	11 x 5 =	12 x 10 =
10 x 2 =	2 x 5 =	3 x 10 =
7 x 2 =	4 x 5 =	5 x 10 =
2 x 2 =	7 x 5 =	8 x 10 =
8 x 2 =	10 x 5 =	11 x 10 =
3 x 2 =	9 x 5 =	10 x 10 =
11 x 2 =	3 x 5 =	4 x 10 =
5 x 2 =	6 x 5 =	7 x 10 =
9 x 2 =	1 x 5 =	2 x 10 =
4 x 2 =	12 x 5 =	1 x 10 =


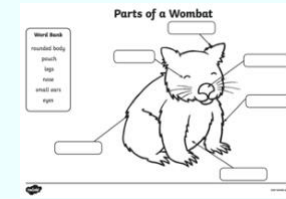
In 5 minutes I scored a total of /36

C

Extra Sheets

Parts of a Wombat / Wombat Colouring Sheet / Wordsearch

I have included a few extra sheets related to our learning this week that you may enjoy if you have time.



Class 2: Reading, Phonics and Spellings

Spring Term Week 7: 1 March 2021

Reading	Phonics	Weekly Spellings	Diary of a Wombat	Additional Spellings
<p>I understand that you may have some difficulty accessing books to read. I will continue to share stories on the Video Resource Centre. You have plenty of reading opportunities within the weekly packs, reading instructions and questions on worksheets.</p> <p>I have been keeping my eye open for any other reading resources. It would be great to hear from you if you find them helpful.</p> <p>Collins https://connect.collins.co.uk/school/Portal.aspx Choose Teacher Username: parents@harpercollins.co.uk Password: Parents!21</p> <p>Oxford Owl https://www.oxfordowl.co.uk/ Choose Oxford Owl for Home You will find books in the free eBook library.</p> <p>Reading Eggs https://readingeggs.co.uk/ You will need to register for a free trial. (There is also an App)</p>	<p>It is important to keep practicing all the phonemes regularly as these help develop fluency with reading and also help support spelling.</p> <p>The following sites may be helpful.</p> <p>Phonics Play https://www.phonicsplay.co.uk/ Username: jan21 Password: home</p> <p>Espresso https://central.espresso.co.uk/espresso/primary_uk/subject/module/sub_modules/index/item72024/grade/index.html?source=espresso-home-mixedcore-content</p> <p>Log in: student10475 Password: bradworthy</p>	<p><i>This week's spellings are focusing on the /l/ or /ul/ sound spelled -le at the end of words.</i></p> <p>table apple bottle little middle bubble cable uncle ankle eagle</p> <p>I have added some of the EdShed spelling practice sheets for this list. On Friday why not ask your parent/adult to give you a quick spelling test of these words.</p> <p>https://play.edshed.com</p>	<p><i>These spellings may be useful for our work on 'Diary of a Wombat'</i></p> <p>Monday Tuesday Wednesday Thursday Friday Saturday Sunday yesterday today tomorrow</p> <p><i>PLEASE NOTE: It is important that you know how to correctly spell the days of the week. Remember they ALWAYS begin with a capital letter</i></p> <p>https://play.edshed.com</p>	<p>By the end of year 2, children are expected to be able to read and spell most of the words on the 100 High Frequency Words list and the Year 1 and 2 Common Exception Words List. Copies of these are in your packs. I have created Assignments for each of these word lists which will remain on EdShed each week.</p> <div style="display: flex; justify-content: space-around;">   </div> <p>In addition to practicing spellings on EdShed https://play.edshed.com you could try some of these activities to help learn your spellings.</p> 