

1


## Punctuation and spelling

When I typed up the sentences on the attached sheet I made some silly mistakes.

I missed out some capital letters, full stops and commas and I also spelled some words incorrectly.

Silly Mrs Carey!!

Correct the mistakes on the sheet and then copy the sentences out correctly into your books.



2

## Character study Planning

Listen again to Grendel: A Cautionary tale about Chocolate.

<https://bradworthy-primary-academy.primarysite.media/media/grendel-a-cautionary-tale-about-chocolate>

We are going to begin writing a character study of Grendel.

The character study is in 2 parts

- What does he look like? and
- What is his personality like?


Today we are going to focus on his personality and using evidence from the book to say how we know.

On the sheet attached, choose words that you think best describe Grendel, then write sentences saying how we know!

The evidence will be something Grendel does or says.

[Use the conjunctions **because & and**]

E.g.: Grendel is loving because he loves his mum and his dog.



Check your sentences make sense, check spellings and punctuation.

3

## Character profile Editing and writing up

Before you write up your complete Character profile, you need to describe what Grendel looks like?

- What is he? (boy, girl, dog, monster)
- What colour is he?
- Describe his fur.
- Describe his ears.
- Describe his teeth.

Write your ideas in your book. Write in full sentences checking they make sense.

Using the work from yesterday and today, I would like you to write a complete character profile of Grendel.

Use the template below to present your completed Character Profile.

**Character Profile of Grendel**

Draw a picture of Grendel.

Appearance: What does he look like?

Personality: What does he say and do?

4

## Book Review

Listen again to the story *Grendel: A Cautionary Tale about Chocolate* several times. I would like you to listen to it again, but if you would like a change from my voice, you could listen to this version of the story, read by the author David Lucas himself

<https://www.youtube.com/watch?v=P8aHINs0X3g>

I would like you to write a detailed book review.

Please do **not** just write one word answers. Write in full sentences, taking care with spelling and punctuation.

**My Book Review**

Title: \_\_\_\_\_

Author: \_\_\_\_\_

Description: \_\_\_\_\_

How did you like the book? (1-5 stars) ☆☆☆☆☆

What was the book about? \_\_\_\_\_

What was your favourite part of the book and why? \_\_\_\_\_

How did the book make you feel? \_\_\_\_\_

Would you recommend this book to anyone else? Why? \_\_\_\_\_

Draw a picture of your favourite part of the book.

**Extension – Creative Writing**

Try writing your own story about a monster who had 3 wishes.

**1**

**Properties of Shape**

**Count vertices on 2D shapes**

Last week we counted the sides of 2D shapes. Try this game to test what you have remembered.

[http://www.learnalberta.ca/content/me3us/f/ash/lessonLauncher.html?lesson=lessons/14/m3\\_14\\_00\\_x.swf](http://www.learnalberta.ca/content/me3us/f/ash/lessonLauncher.html?lesson=lessons/14/m3_14_00_x.swf)

In this lesson we are going to look at the vertices (or corners) of a shape. This is where 2 lines meet to a point.

Watch this week's maths video for **Maths 1** on the Video Resource Centre

<https://bradworthy-primary-academy.primarysite.media/playlist/year-two-2020-2021>



**Activity**

Complete the attached sheets.

I will put clues for a mystery shape on the blog each day this week. Login every day and see if you can guess what it is.

<https://bradworthy-primary-academy.primarysite.blog/?class=1778>

**2**

**Properties of Shape**

**Draw 2 D shapes**

Watch this week's maths video for **Maths 2** on the Video Resource Centre.

<https://bradworthy-primary-academy.primarysite.media/playlist/year-two-2020-2021>

**Activity**


Complete the attached sheets.

Try using your ruler when drawing the lines of each straight sided shape.

**Check how you spell each shape name using the words in the vocabulary box.**

**Vocabulary**

- circle
- triangle
- square
- rectangle
- pentagon
- hexagon
- heptagon



**3**

**Properties of Shape**

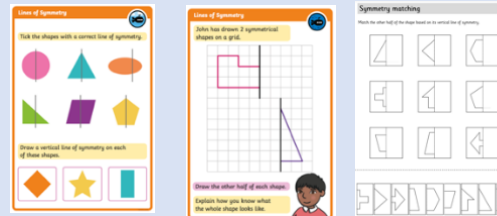
**Lines of Symmetry**

Watch this week's maths video for **Maths 3** on the Video Resource Centre.

**Activity**

Complete the attached sheets.

Remember, for a shape to be symmetrical, each side must be equal and look like a mirror image of the other side. If you have a small mirror, you could use this to help you.



**Additional Activity**

**Symmetry Art**

Using any medium (paint, pencil, crayon, sticks, stones etc) I would like you to create a symmetrical picture. Send photos of your finished artwork.

**4**

**Properties of Shape**

**Sort 2D Shapes**

Before watching today's video, try playing the following game to revise what you know about lines of symmetry.

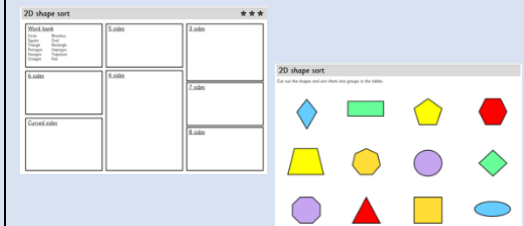
<https://www.topmarks.co.uk/symmetry/symmetry-sorting>






Watch this week's maths video for **Maths 4** on the Video Resource Centre

<https://bradworthy-primary-academy.primarysite.media/playlist/year-two-2020-2021>

**Activity**

For your activity today, I want you to cut out and sort the shapes into the correct box on the table. As you cut out and stick the shapes, remember to say what they are called.



Class 2: Science Spring Term Week 5: 8 Feb 2021		Class 2: Topic Spring Term Week 5: 8 Feb 2021	
Science A	Science B	Topic A	Topic B
<p><b>Science</b>  <b>The Importance of Hygiene</b>  <i>What do Humans need to stay healthy?</i>            Talk to your adult, or write down what you think humans need to stay healthy?            Now watch the clip below.  <a href="https://www.bbc.co.uk/bitesize/clips/z8yd2p3">https://www.bbc.co.uk/bitesize/clips/z8yd2p3</a></p> <p>Were you right? Did you think of everything?</p> <p>Could you look at the Keeping Clean sheet?</p> <ul style="list-style-type: none"> <li>• Draw and label 4 things you can do to keep yourself clean.</li> <li>• Look at the sentences at the bottom of the sheet and fill in the missing words to complete the sentences.</li> </ul> 	<p><b>Science</b>  <b>The Importance of Hygiene</b></p> <p>We all understand the importance of washing our hands with soap and water. Watch the film below and talk to your adult about what is happening.  <a href="https://www.bbc.co.uk/cbeebies/watch/germs-experiment">https://www.bbc.co.uk/cbeebies/watch/germs-experiment</a></p> <p>You could now try a similar experiment at home.</p> <p><b>Experiment 1:</b>            Fill a small bowl with water and either pepper or glitter. Dip a finger into liquid soap or washing up liquid and then dip that finger into the water and pepper/glitter mix. Can you see what happens? Does it look like the film?</p> <p><b>Experiment 2:</b>            Fill a small bowl with water and either pepper or glitter. Put both your hands into the mix until they are covered with the pepper or glitter. Try rising your hands with just water. Does the pepper or glitter wash away?</p> <p>Next wash your hands thoroughly with soap and water until all the pepper or glitter has washed off.</p> <p><b>Activity sheets</b>            Using the sheets below, could you draw and label the correct sequence for handwashing.</p> 	<p><b>Chocolate</b>  <b>Design a chocolate bar</b></p> <p>In today's session I would like you to plan and design your own chocolate bar.</p> <p>The selection of chocolate wrappers below may help inspire you.</p>  <p>On the attached sheets, you first need to think about the type of chocolate and any flavours you could add. Answer the questions carefully.            Give your new chocolate bar a name.</p> <p>On the second sheet you can design your wrapper. Don't forget to include the name on the wrapper.</p>  	<p><b>Chocolate</b>  <b>Advertise your chocolate bar</b></p> <p>Now that you have planned and designed your chocolate bar I would like you to create and advert for it.</p> <p>Think about what makes your chocolate special:</p> <ul style="list-style-type: none"> <li>• flavour</li> <li>• texture</li> <li>• smell</li> <li>• feel</li> </ul> <p>Design a colourful, interesting poster which tells all about your wonderful chocolate bar.</p> <p>Draw your chocolate bar, and then surround it with adjectives describing your chocolate.</p> <p>Don't forget to take a photograph of your finished poster and send it to me on the Class 2 blog or the Class 2 email.</p> <p>I can't wait to see it.</p>

## Class 2: Extra Challenges

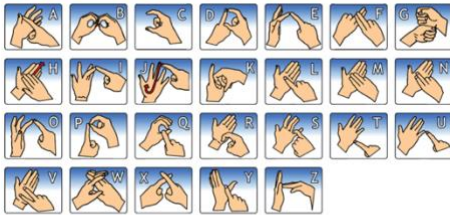
## Spring Term Week 5: 8 February 2021

A

### Sign Language / Finger Spelling

Finger spelling is part of sign language and is a way of spelling words using our hands. Each letter of the alphabet has a different sign.

#### BRITISH SIGN LANGUAGE - FINGERSPELLING



[british-sign.co.uk](http://british-sign.co.uk) LEARN BRITISH SIGN LANGUAGE ONLINE AT [WWW.BRITISH-SIGN.CO.UK](http://WWW.BRITISH-SIGN.CO.UK)

### **Try Fingerspelling**

Start by learning the vowels: **a, e, i, o, u**

These are shown by pointing to each finger in turn starting with the thumb.

One you have become confident with learning the vowels, try to find the signs for the letters of your name.

Can you try to finger spell the names of other member of your family.

Let me know how you get on.

B



### Be Kind

Being kind is one of the most important things we can be to other people.

This week I would like you to perform 3 random acts of kindness.

This could be to people in your home, your family, friends or neighbours.

Here are a few ideas for you, but I would love to hear what acts of kindness you have managed to do.

Remember being kind to others not only makes them feel great, but it makes you feel good too.

- Smile and say thank you.
- Offer to help your parents cook dinner.
- Tidy your bedroom without being asked.
- Write a letter to someone who you haven't seen for a while.
- Draw a picture for someone.
- Share your toys.
- Tell someone why you love them.
- Write a thank you note to someone.
- Use kind words.
- Make someone laugh.



*This Sunday it will be Valentine's Day (14<sup>th</sup> February). A day when we tell people close to us how much we love them. You could do this with some of your random acts of kindness.*

C

### Some extra sheets

**Dot to Dot**  
Join the dots to reveal the full picture!

**Months of the Year**

January	May	September
February	June	October
March	July	November
April	August	December

**Valentine's Day**



How many words can you find in the grid?

C	E	N	R	A	I	N	F	O	R	E	S	T	E	W
E	T	C	W	F	F	R	E	C	R	L	M	T	A	P
A	C	O	O	T	X	A	Z	I	E	C	S	O	D	O
S	D	C	S	O	C	R	I	L	E	I	X	D		
A	X	O	R	E	F	O	A	M	F	T	F	Y	I	
R	O	A	L	T	Z	A	T	S	E	T	M	A	P	R
R	T	L	M	A	Y	A	N	S	P	R	L	I	A	O
E	R	A	E	L	R	B	F	Y	I	O	R	R	T	C
F	I	N	D	C	O	A	T	L	D	A	T	N	T	
F	H	P	A	C	R	D	R	C	T	Z	F	E	R	S
A	N	Z	W	M	O	A	M	R	R	W	A	D	L	
R	P	P	N	H	O	D	I	B	E	A	N	D	I	E
W	M	C	S	C	A	X	A	N	E	Z	X	E	X	C

COCCOA    ATRICES  
BEAN    SOCCIALI  
POD    HARRISSE  
TREE    BANFOREST  
CHOCOLATE    WRAPPERS  
MAYNAGE    FARMS

## Class 2: Reading, Phonics and Spellings

## Spring Term Week 5: 8 February 2021

Reading	Phonics	Weekly Spellings	Grendel: A cautionary tale about Chocolate	Additional Spellings
<p>I understand that you may have some difficulty accessing books to read. I will continue to share stories on the Video Resource Centre. You have plenty of reading opportunities within the weekly packs, reading instructions and questions on worksheets.</p> <p>I have been keeping my eye open for any other reading resources. It would be great to hear from you if you find them helpful.</p> <p><b>Collins</b>  <a href="https://connect.collins.co.uk/school/Portal.aspx">https://connect.collins.co.uk/school/Portal.aspx</a>            Choose Teacher            Username: parents@harpercollins.co.uk            Password: Parents!21</p> <p><b>Oxford Owl</b>  <a href="https://www.oxfordowl.co.uk/">https://www.oxfordowl.co.uk/</a>            Choose Oxford Owl for Home            You will find books in the free eBook library</p> <p><b>Reading Eggs</b>  <a href="https://readingeggs.co.uk/">https://readingeggs.co.uk/</a>            You will need to register for a free trial. (There is also an App)</p>	<p>It is important to keep practicing all the phonemes regularly as these help develop fluency with reading and also help support spelling.</p> <p>The following sites may be helpful.</p> <p><b>Phonics Play</b>  <a href="https://www.phonicsplay.co.uk/">https://www.phonicsplay.co.uk/</a>  <b>Username: jan21</b>  <b>Password: home</b></p> <p><b>Espresso</b>  <a href="https://central.espresso.co.uk/espresso/primary_uk/subject/module/sub_modules_index/item72024/graded/index.html?source=espresso-home-mixedcore-content">https://central.espresso.co.uk/espresso/primary_uk/subject/module/sub_modules_index/item72024/graded/index.html?source=espresso-home-mixedcore-content</a>  <b>Log in: student10475</b>  <b>Password: bradworthy</b></p>	<p><i>This week's spellings are focusing on the /n/ sound spelled kn and gn at the beginning of words.</i></p> <p>knock know knee knit knew knight kneel gnome gnat gnaw</p> <p>I have added some of the EdShed spelling practice sheets for this list. On Friday why not ask your parent/adult to give you a quick spelling test of these words.</p> <p><a href="https://play.edshed.com">https://play.edshed.com</a></p>	<p><i>These spellings may be useful for our work on 'Grendel' this week.</i></p> <p>chocolate yummy eat mouth sugar bake cake love food delicious</p> <p><i>PLEASE NOTE: I don't expect you to learn these spellings, but you MUST try to spell them correctly in any writing this week.</i></p> <p><a href="https://play.edshed.com">https://play.edshed.com</a></p>	<p>By the end of year 2, children are expected to be able to read and spell most of the words on the <b>100 High Frequency Words</b> list and the <b>Year 1 and 2 Common Exception Words</b> List. Copies of these are in your packs. I have created Assignments for each of these word lists which will remain on EdShed each week.</p> <div style="display: flex; justify-content: space-around;">   </div> <p><b>In addition to practicing spellings on EdShed <a href="https://play.edshed.com">https://play.edshed.com</a> you could try some of these activities to help learn your spellings.</b></p> 