


Missing Punctuation and Spelling

When I typed up the following sentences, I made a few mistakes. I missed out some capital letters, full stops and commas and I also spelled some words incorrectly. Silly Mrs Carey!!

Correct the mistakes on the sheet and then copy the sentences out correctly in your books.




1. Grendel luved his mum
2. grendel snatched the choklat egg and ran
3. he sat in his secrat hiding place
4. you have free wiches
5. he was just about to wihs the whole world was choklat when he stopped
6. he turned the trees to choclat. delishus!
7. it woz so much fun until the dog came to meet him
8. he had an idea
9. he closed hiz eyes and crossed his claws
10. he hugged her for a long long time

Grendel: A Character Study

English 2

Use the conjunctions **because** and **and** in your sentences to evidence the character trait.



Character Trait Chose a character trait	Evidence What does grendel say or do to show this character trait?

Character traits:

selfish cheeky grumpy rude loving greedy naughty kind angry loves chocolate

Title:

Author:

Illustrator:

Rate the book by colouring the stars.
Rate the book by colouring the stars (5=loved it, 1=didn't enjoy it)



What was the book about?

.....
.....

What was your favourite part of this book and why?

.....
.....

How did the book make you feel?

.....
.....

Would you recommend this poem to anyone else? Why?

.....
.....

Draw a picture of your favourite part of the book.


A large, empty rounded rectangle with a thin black border, intended for drawing a picture of the favorite part of the book.

Count vertices on 2D shapes



Problem solving and reasoning cards.

This shape has the same number of vertices as the total number of vertices in 2 squares.




True or false?
Explain your answer.




What shape am I? _____

I have half the number of vertices than a hexagon

Draw it:



Circle the mistake.

Name	Shape	Vertices
Triangle		3
Pentagon		5
Heptagon		8

Explain your answer.

Sue says,



My shape has more vertices than a square but less than an octagon.

What shapes could Sue be thinking of?

Dom says,



My shape has double the number of vertices of a rhombus.

What shape has Dom got and how do you know?

Tick (✓) the box of the shapes with the most vertices.

- a) 4 squares.
- b) 2 hexagons.
- c) 3 pentagons.

How many vertices does each group have?

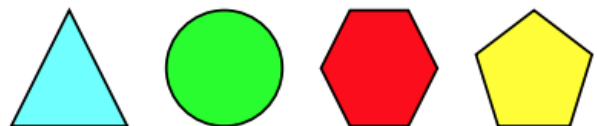
What shape am I? _____

I have less than 6 vertices but more than 4

Draw it:




What shape am I? The vertices equal:



- 3 x 2 ? _____
- A quarter of 20? _____
- Half of the red shape? _____
- How many vertices does the remaining shape have? _____


Dotty paper




Draw 2D shapes

Use the clues to draw the 2D shapes on the geoboards and the square boards.



Draw and name a shape
with 2 long sides and 2
short sides.




Draw and name a shape
with more than 5 sides
but less than 7 sides.



Draw and name a shape
with 8 vertices.





Draw and name a shape
with 5 sides.





Draw 2D shapes

Use the clues to draw the 2D shapes on the geoboards and the square boards.


Draw and name a shape
with 4 equal sides.





Draw and name a shape
with 7 vertices.



Draw and name a shape
with 3 sides.



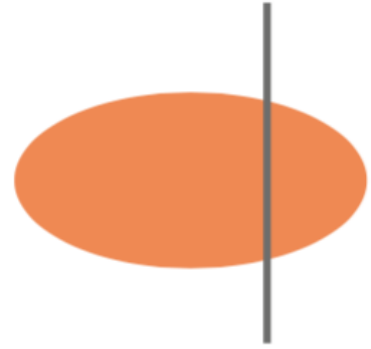
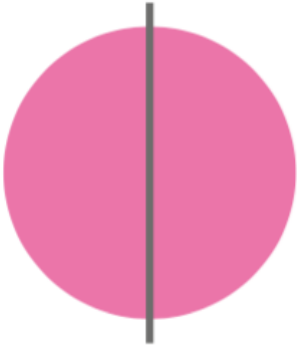
Draw and name a shape
with 0 vertices.



Lines of Symmetry



Tick the shapes with a correct line of symmetry.



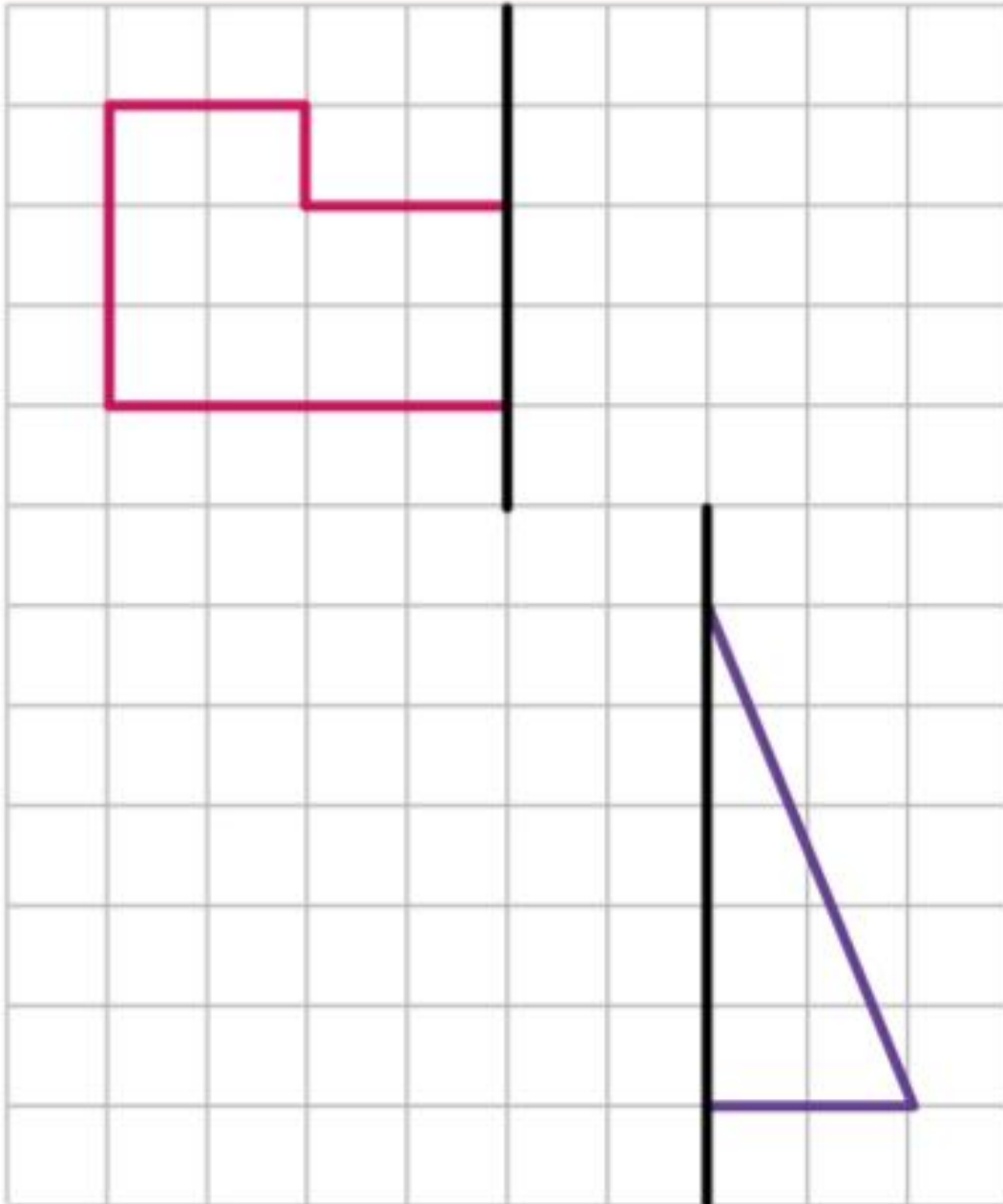
Draw a vertical line of symmetry on each of these shapes.



Lines of Symmetry



John has drawn 2 symmetrical shapes on a grid.



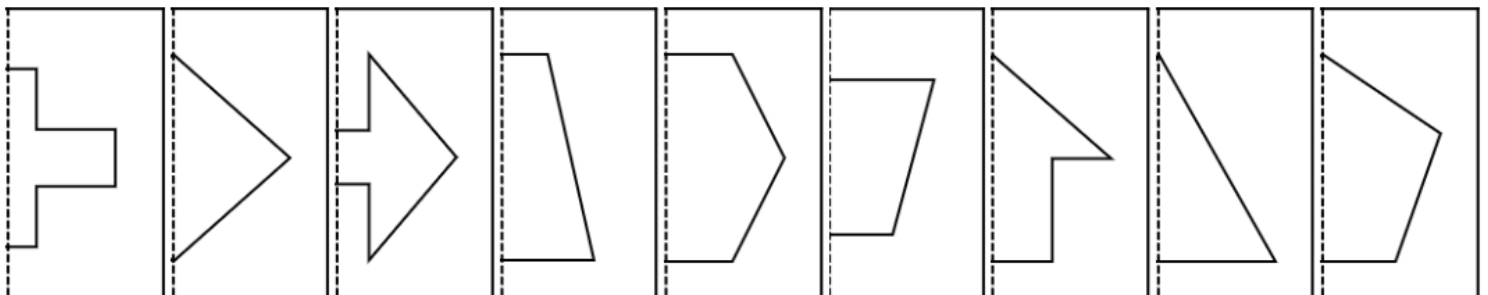
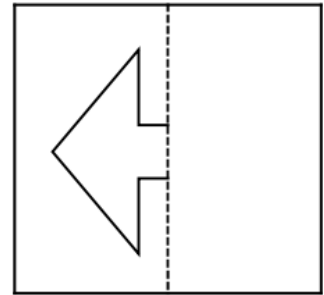
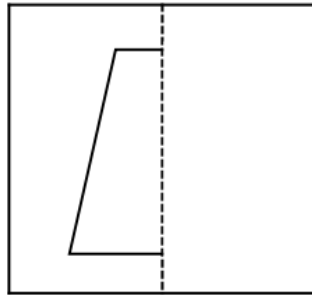
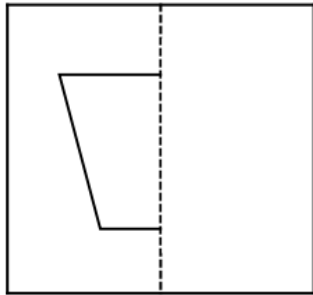
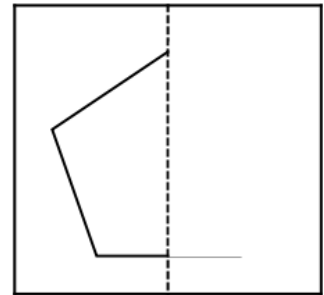
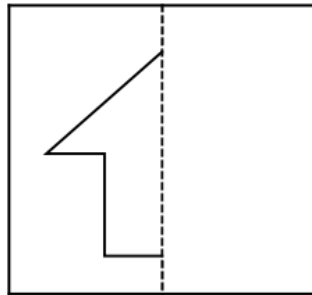
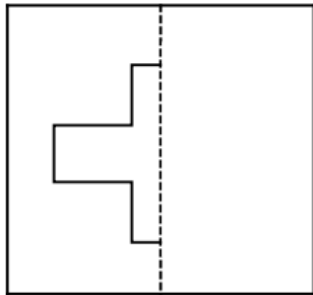
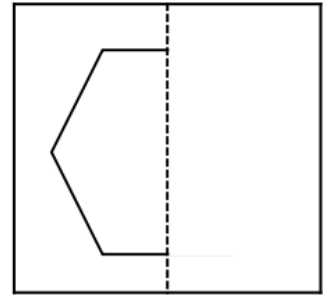
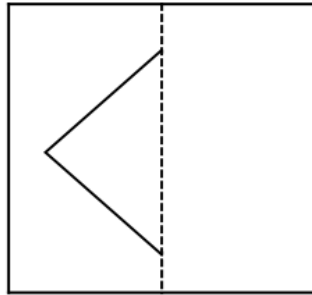
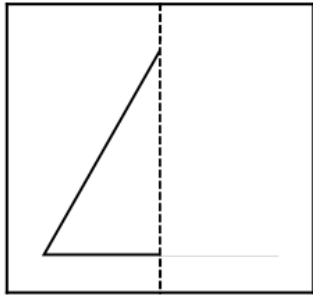
Draw the other half of each shape.

Explain how you know what the whole shape looks like.



Symmetry matching

Match the other half of the shape based on its vertical line of symmetry.





2D shape sort

Word bank

- | | |
|----------|-----------|
| Circle | Rhombus |
| Square | Oval |
| Triangle | Rectangle |
| Pentagon | Heptagon |
| Hexagon | Trapezium |
| Octagon | Kite |

5 sides

3 sides

6 sides

4 sides



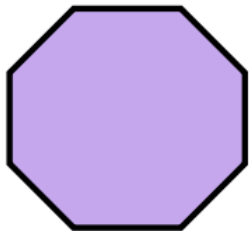


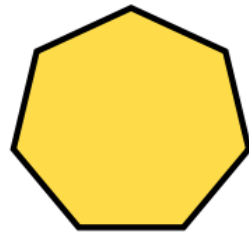




7 sides

Curved sides

8 sides

2D shape sort

Cut out the shapes and sort them into groups in the tables.





Keeping Clean



Draw four things that you do to keep yourself clean.

Fill in the blanks to complete these sentences.

If you don't brush your _____, then you could get tooth _____.

If you don't change your clothes, they will _____ bad.

If you don't wash your hands, then _____ might make you ill.

If you don't wash your face and body, then you will _____ and _____ dirty.

Keeping clean keeps you _____ and _____.

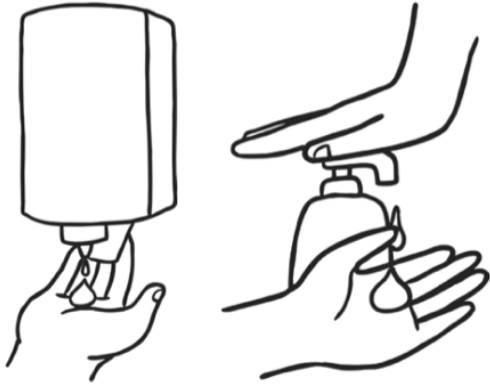
How to Wash Your Hands Sequencing



Put the pictures in the correct order to show how to wash your hands properly to get rid of germs.

How to Wash Your Hands Sequencing

Put the pictures in the correct order to show how to wash your hands properly to get rid of germs.



Put soap on hands.



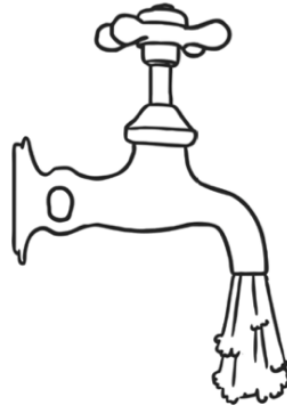
Wet hands.



Rub hands.



Dry hands.



Turn the tap on.



Wash soap off hands.

Design a Chocolate Bar

Before you start designing your chocolate bar wrapper, think really carefully about what you want your chocolate bar to be like. Answer the questions below to help you decide.

What type of chocolate do you want to use? (e.g. white, dark, milk)

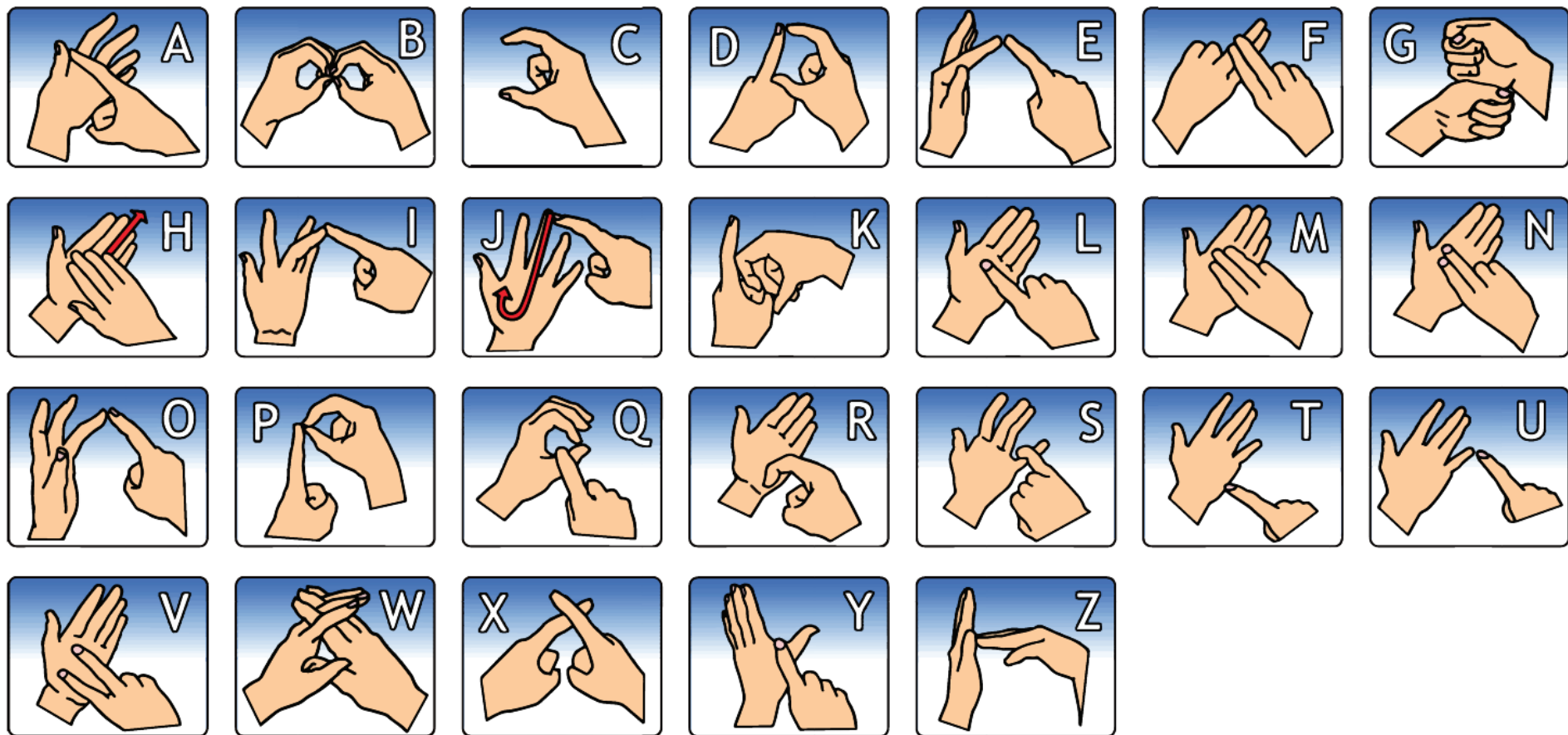
What flavour do you want to add? (e.g. chocolate orange)

What filling do you want to add? (e.g. biscuit, caramel)

What toppings do you want to add? (e.g. nuts, raspberries)

What name are you going to give your chocolate bar?


BRITISH SIGN LANGUAGE - FINGERSPELLING




british-sign.co.uk

LEARN BRITISH SIGN LANGUAGE ONLINE AT
WWW.BRITISH-SIGN.CO.UK

Heart Mindfulness Colouring Sheets





MRS MACTIVITY'S HAPPY HEARTS RECIPE

SUPER EASY



INGREDIENTS


- 100g butter, softened
- 50g caster sugar
- 170g plain flour
- Ready made coloured icing tubes and edible decorations (optional)

HOW TO MAKE



floured heart shape cutters, stamp out a dozen hearts.

- ① Preheat the oven to 180°C/350°F/160°C Fan/Gas Mark 4 and line two baking trays with non-stick baking paper.
- ② Beat the butter and sugar until pale and creamy, and work in the flour to make a stiff dough. You may find it easier to do this with your hands.
- ③ Turn out onto a lightly floured surface and knead gently until smooth. Roll out to the thickness of a pound coin, and using well-floured heart shape cutters, stamp out a dozen hearts.
- ④ Carefully transfer to the baking sheet and bake for 12 to 15 minutes.
- ⑤ Leave to cool on the baking sheet for a few minutes to firm up, before transferring to a wire cooling rack.
- ⑥ Once they are completely cool, decorate with the ready made icing. You could pipe alternating dots or your own pattern or sprinkle with some edible decorations. **Now you're ready to nibble!**



MrsMactivity.co.uk

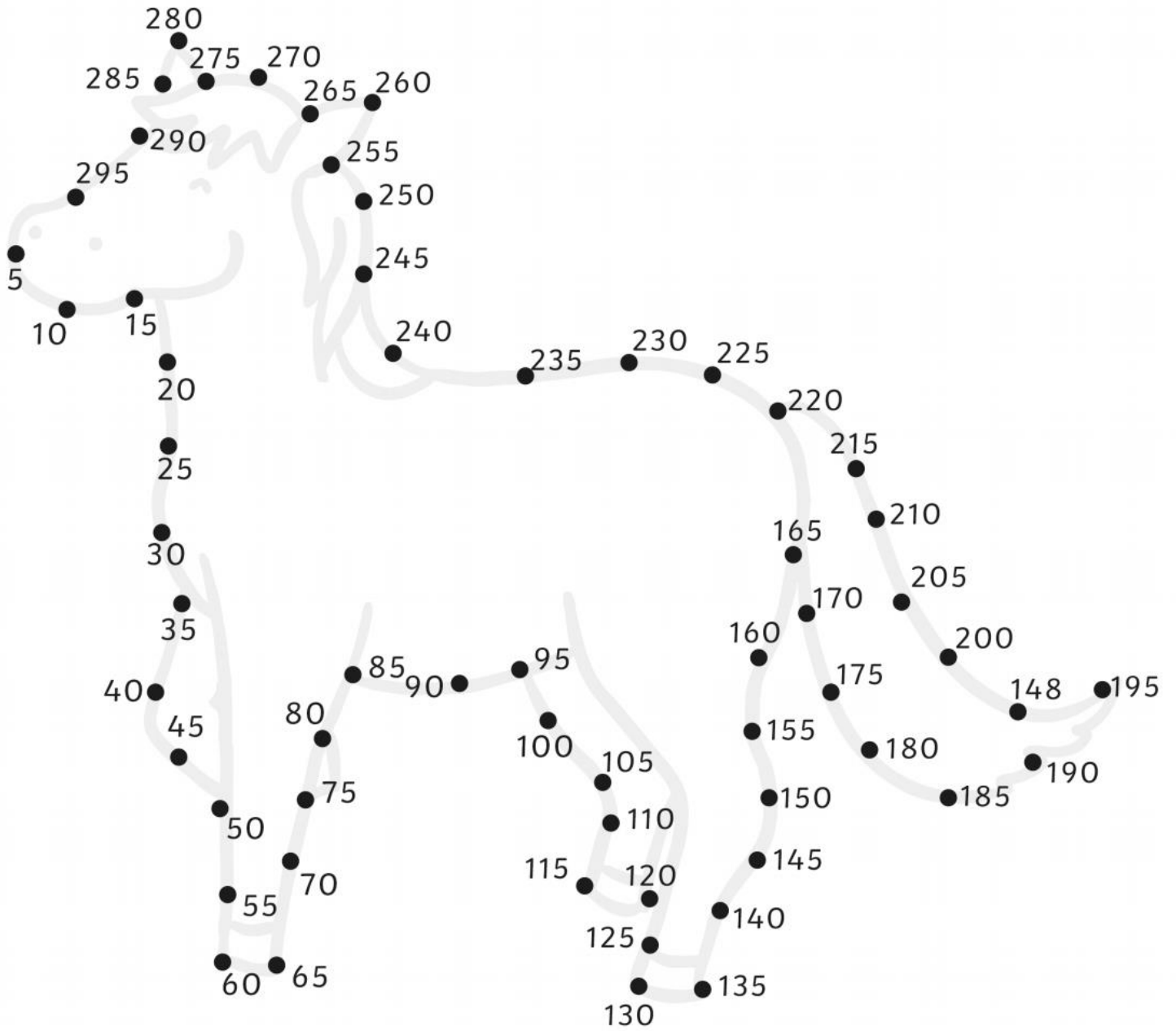
 **Mrs Mactivity**
Let's make learning fun!

Dot to Dot

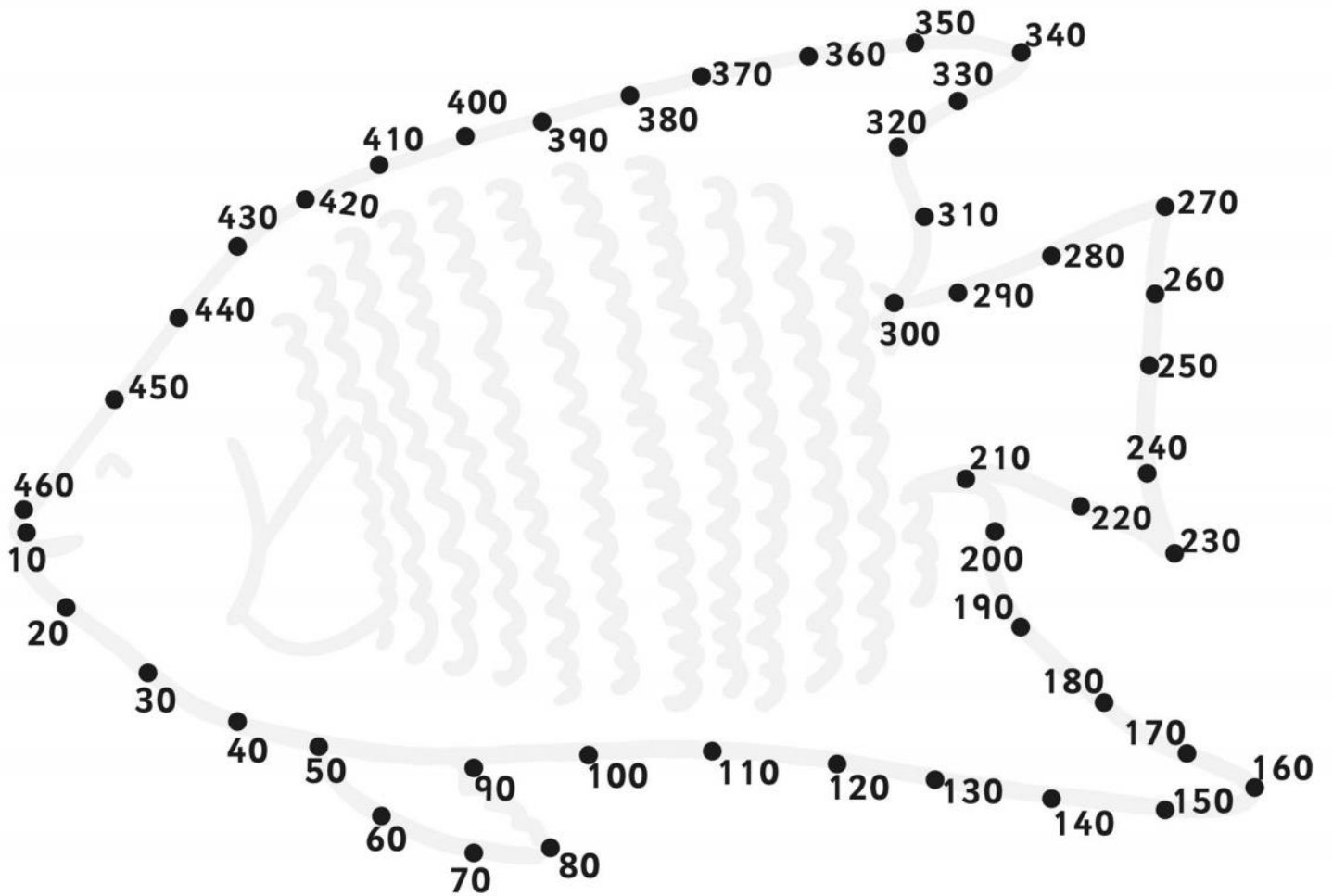
Join the dots to reveal the full picture!



Join the dots to reveal the full picture!



Join the dots to reveal the full picture!



Name: _____

Date: _____

How many words can you find in the grid?

C	E	N	R	A	I	N	F	O	R	E	S	T	E	W
E	T	C	W	F	F	R	E	C	R	L	M	T	A	P
A	C	O	O	T	X	A	Z	T	E	C	S	O	D	O
S	D	C	S	O	C	P	R	I	L	Y	E	I	X	D
A	X	O	R	E	F	O	A	M	F	P	T	F	Y	T
R	O	A	L	T	Z	A	T	S	E	T	M	A	P	R
R	T	L	M	A	Y	A	N	S	P	R	L	I	A	O
E	R	A	E	L	R	B	F	Y	I	O	R	R	T	C
P	I	N	X	O	C	O	A	T	L	D	A	T	N	T
P	H	P	A	C	R	D	R	C	T	Z	F	R	S	A
A	N	Z	W	O	M	O	A	M	R	W	R	A	D	L
R	P	P	N	H	O	D	I	B	E	A	N	D	I	E
W	M	C	B	C	A	X	A	N	E	Z	X	E	X	C

COCOA

BEAN

POD

TREE

CHOCOLATE

MAYANS

AZTECS

XOCOATL

FAIRTRADE

RAINFOREST

WRAPPER

FARMER



Months of the Year

o n j a n u a r y s c y
t c r n q a m j b c t m
j r t n h c a d f r s b
n o y o n v y u n e u w
o f r c b a l q t b g n
v o a m e e c d f m u l
e j u l y e r h x e a j
m o r y l w b o h t b u
b c b d o x x c c p t n
e d e e a p r i l e u e
r p f v o a c j a s h m
d e c e m b e r e m x j

January

February

March

April

May

June

July

August

September

October

November

December

Valentine's Day

v f l o w e r s i p k l
a f g t x z o p i v h o
l z c h e r u b s h i v
e c h o c o l a t e h e
n a y l a g c r k f g h
t r k l h u g r i r b t
i d m x l z i o s d o f
n s i a k l f w s p w r
e t b l d q t z p l m d
s g v w a d y l m i o p
q u r t u c i x e r a b
c u p i d h h e a r t n


love
heart
hug
kiss

gift
flowers
chocolate
cherub

bow
arrow
Valentine
cupid



Dotty paper



Stage: 2

The /n/ sound spelt kn and gn at the beginning of words.

List: 5



Spellings

knock

know

knee

knit

knew

knight

gnome

kneel

gnat

gnaw

Match the spelling with its definition.

What you do to a front door when you visit a friend.

A small bug that often bites.

I _____ the way to London.

What you do with wool to make a scarf.

The part of your leg that bends.

A person from stories who slays the dragon to rescue the princess.

You often get a garden ornament shaped like this.



I _____ he was telling the truth!

When you bend both your knees and sit on them.

To chew something, like a dog with a bone.

Stage: 2	The /n/ sound spelt <u>kn</u> and <u>gn</u> at the beginning of words.
List: 5	Name:

Spellings	1 st Attempt	2 nd Attempt	3 rd Attempt	4 th Attempt	5 th Attempt
knock					
know					
knee					
knit					
knew					
knight					
gnome					
kneel					
gnat					
gnaw					

Stage: 2	The /n/ sound spelt <u>kn</u> and <u>gn</u> at the beginning of words.
List: 5	Name:

Spellings
knock
know
knee
knit
knew
knight
gnome
kneel
gnat
gnaw

Roll a die or ask someone to pick a number from 1-6 for each spelling.



Write your word in a full sentence.



Write your word in capital letters.



Write your word three times.



Write your word in different colours.



Write what your word means.



Spell the word out loud.