

## Class 2: English

## Spring Term Week 4: 1 February 2021

In this English for the next 2 weeks, we are reading 'Grendel: A Cautionary Tale about Chocolate' by David Lucas.

Please do NOT read or listen to the story until the start of session 2.

1

### Take one picture

***Do not read or listen to the story yet!***

Before I introduce you to the book we will be studying, I want you to look really carefully at the attached illustration. This is the setting for the story. [A setting is where a story takes place].



### Activity

Look really carefully at the picture. Think carefully about the following:

- What is the setting? Is it (city, town, village, countryside, mountains ...?)
- What can you see? Write a list of all the things you see in the picture.

### **Then**

Using *awesome adjectives*, *perfect punctuation* and *heavenly handwriting* I would like to you describe in detail, all the different thing to have seen.

When you finish your writing and check that you have written in sentences and that it all makes sense, I would like you to draw your own picture of this setting.

Remember.....

***Don't read or listen to the story yet!***

2

### Using conjunctions

**Write extended sentences using the conjunctions *and* & *because***

OK, you can listen to the story now.

<https://bradworthy-primary-academy.primarysite.media/playlist/year-two-2020-2021>

Look back now at the first page of the book that I have copied for you.



What do we find out about Grendel?

- What 3 things does he love?

### Activity

What do you love? Talk to your adult about what you love. It could be a person, place, thing or activity

As you write down your ideas (at least 3), extend your sentences using the conjunctions *and* & *because*.

*For example: I love my 2 dogs Ginny and Tally **because** they bounce around in excitement when they see me **and** they give really lovely cuddles.*

### Activity 2 (optional)

You could cut out some heart shapes to make into bunting. On each heart write something that you love.



3

### Comprehension

Before starting to answer the comprehension questions, listen again to the story.

<https://bradworthy-primary-academy.primarysite.media/playlist/year-two-2020-2021>

While you are doing the comprehension activity, you may find it useful to stop and start the video as you go.

Grendel - A Cautionary Tale About Chocolate - Comprehension	
1. What 3 things does Grendel love? Tick one of the options below.	
<input type="checkbox"/> His mum, his dad, his dog	<input type="checkbox"/> His mum, his dog, chocolate
<input type="checkbox"/> Cocoa, biscuits, chocolate	<input type="checkbox"/> Chocolate, his dog, his car
2. When does the dog catch Grendel's car key?	
3. What did Grendel's mum say to him? When did she say he could have it?	
4. Draw a circle around the name that means the same as <b>grabbed</b> . Grendel snatched the chocolate egg and ran.	
5. What did the note mean the chocolate egg was?	
6. When did Grendel wake up? Tick one.	
<input type="checkbox"/> The night before last	<input type="checkbox"/> The night before the day before
<input type="checkbox"/> Something he bought from his chocolate	<input type="checkbox"/> Something he bought from his chocolate
7. Why did Grendel's mum look so sad?	
8. What Grendel said up, what was the wonderful sound?	
9. What is the name of this story? (What name have we seen?)	
10. Do you think Grendel has learned any lessons? What has he learned?	

4

### Exploring Story Settings

Listen again to the start of the story, right up to where Grendel says 'It was so much fun' (before the dog jumps up at him)

<https://bradworthy-primary-academy.primarysite.media/playlist/year-two-2020-2021>

Think about the world of chocolate that Grendel has created.

You could also watch the Chocolate Room scene from Charlie and the Chocolate Factory.

<https://bradworthy-primary-academy.primarysite.media/media/wc-122021-english-4-exploring-story-settings>

Ask yourself the questions:

What would it be like to be there?

What would you see?

How would it smell?

What would you do if you were there?

What would it taste like?

Now I would like you to **draw** and **describe** your own chocolate land.

Be as creative as you can, making your chocolate land look and sound amazing.

Have fun!

# Class 2: Maths






# Spring Term Week 4: 1 February 2021

Maths Shed Assignments: <https://play.edshed.com>

Every day: Remember to keep practicing counting.

We will be looking at the 5x and 10x tables this week. Then moving on to The Properties of Shape. Practice 2x, 5x, and 10 x tables regularly. In school we would be starting a weekly times table challenge.

I have included a copy of this in the Additional Challenge section.

1	2	3	4
<p><b><u>Multiplication and Division</u></b> <b>5 x tables</b></p> <p>Hopefully you have all been practicing counting forward in backwards in 5s. The more confident you are with this, the easier you will find your 5 x table.</p> <p>Watch the maths video for Maths 1 on the Video Resource Centre.</p> <p><a href="https://bradworthy-primary-academy.primarysite.media/media/wc-122021">https://bradworthy-primary-academy.primarysite.media/media/wc-122021</a></p> <p><b><u>Activity</u></b> Complete the attached sheets.</p>  <p>Try joining in with the 5 x table on BBC Supermovers. <a href="https://www.bbc.co.uk/teach/supermove/ks1-maths-the-5-times-table/zhbm47h">https://www.bbc.co.uk/teach/supermove/ks1-maths-the-5-times-table/zhbm47h</a></p>	<p><b><u>Multiplication and Division</u></b> <b>10 x tables</b></p> <p>We have done lots of counting forwards and backwards in 10s at school. Look at the 100 square you were sent in week 1. Can you see the pattern of the 10 times table?</p> <p>Watch the maths video for Maths 2 on the Video Resource Centre.</p> <p><a href="https://bradworthy-primary-academy.primarysite.media/media/wc-122021-maths-2">https://bradworthy-primary-academy.primarysite.media/media/wc-122021-maths-2</a></p> <p><b><u>Activity</u></b> Complete the attached sheets.</p>  <p>Try joining in with the 10 x table on BBC Supermovers. <a href="https://www.bbc.co.uk/teach/supermove/ks1-maths-the-10-times-table-with-webster-the-spider/zm32cqt">https://www.bbc.co.uk/teach/supermove/ks1-maths-the-10-times-table-with-webster-the-spider/zm32cqt</a></p>	<p><b><u>Properties of Shape</u></b> <b>Recognise 2d and 3d shapes</b></p> <p>It's time for a new topic in Maths. We will revisit multiplication and Division in a few weeks.</p> <p>Watch the maths video for Maths 3 on the Video Resource Centre. <a href="https://bradworthy-primary-academy.primarysite.media/media/wc-122021-maths-3">https://bradworthy-primary-academy.primarysite.media/media/wc-122021-maths-3</a></p> <p><b><u>Activity 1</u></b> Complete the attached sheets. The first sheet is about 2d shapes, the second is about 3d shapes.</p>  <p><b><u>Activity 2</u></b> <b>Outdoor Maths</b> Have a look outside, either around your garden or when you are out on a walk with your family. (If the weather is bad, or you can't get outside then see what you can find in your house - straws, pencils, lolly sticks) What 2d shapes can you make?</p> 	<p><b><u>Properties of Shape</u></b> <b>Count the sides of 2 D shapes</b></p> <p>Watch the maths video for Maths 4 on the Video Resource Centre.</p> <p><a href="https://bradworthy-primary-academy.primarysite.media/media/wc-122021-maths-4">https://bradworthy-primary-academy.primarysite.media/media/wc-122021-maths-4</a></p> <p><b><u>Activity</u></b></p>  <p><b><u>Shape spotting</u></b> Look around you this week. There are shapes everywhere; in our food, in our homes. Can you name all the 2D and 3D shapes you see?</p>

# Class 2: Science Spring Term Week 4: 1 Feb 2021

## Science A

### Animals including Humans

#### The importance of eating the right diet

All animals require a healthy diet, but all animals do not require the same diet.

Read and listen to the attached fact file on

A **carnivore** eats other animals (or meat).

A **herbivore** eat only plants.

An **omnivore** is an animal that eats animals and plants.

Espresso.

[https://central.espresso.co.uk/espresso/primary\\_uk/subject/module/factfile/item1156093/grade1/module1149557/index.html?source=search-all-all-all-all&source-keywords=animal%20diet](https://central.espresso.co.uk/espresso/primary_uk/subject/module/factfile/item1156093/grade1/module1149557/index.html?source=search-all-all-all-all&source-keywords=animal%20diet)

Now try the activity on Espresso. You will sort the animals according to where they are carnivores, herbivores or omnivores

[https://central.espresso.co.uk/espresso/primary\\_uk/subject/module/activity/item1158483/grade1/module1149557/index.html](https://central.espresso.co.uk/espresso/primary_uk/subject/module/activity/item1158483/grade1/module1149557/index.html)



### Activity

Sort the animals on the venn diagram. As omnivores eat meat and plants, they go in the middle section where the 2 circles cross.



## Science B


### Animals including Humans

#### The importance of eating a healthy diet

Watch to the video on:

<https://bradworthy-primary-academy.primarysite.media/media/wc-122021-science-b>

On the attached worksheet, I want you to think carefully and plan a healthy meal. Could it be one of your favourite meals that you already have at home?



# Class 2: Topic Spring Term Week 4: 1 Feb 2021

## Topic A

### Chocolate

#### Where does chocolate come from?

We are going to be learning about chocolate and where it comes from.



Watch to the video on:

<https://bradworthy-primary-academy.primarysite.media/media/wc-122021-topic-chocolate>

On the sheet below, the pictures of the chocolate production process below are all the correct order, but their corresponding sentences have got all jumbled up.

Using all the information you have learned from the video above, cut out along the dotted lines of the sentences and re-arrange them. Stick them into your book in the right order.



## Topic B


### Chocolate

#### Fairtrade

When you watched the video presentation from **TOPIC A**, at the end I included a short video about Beshey and his family. They are cocoa farmers from the Gola Rainforest in Sierra Leone, West Africa.

Beshey talked about Fairtrade Farming, where farmers are paid a fair price for the goods that they produce.

I have attached and information sheet about Fairtrade for you to read. There are some questions included to check that you have fully understood what you have read.



A

**Food Journal**

We have been learning about what a healthy diet is in science this week.

I going to ask you to keep a food diary for a week. You can start it on any day. It's really good to be aware of what we eat so we can make sure we eat lots of foods to help make us strong and healthy, and not too many of the sugary or fatty foods that aren't as good for us.

I know I have been eating too many crisps and treats that I wouldn't normally eat if I was in school every day, so I am going to keep a food diary to make sure I am eating enough fruit and vegetables. I am NOT checking up on your diet, and you don't need to send your sheet to me if you don't want to.


**My Food Journal**  
 Name \_\_\_\_\_ Date \_\_\_\_\_  

	Monday	Tuesday	Wednesday	Thursday	Friday	Saturday	Sunday
Breakfast							
Lunch							
Dinner							
Snacks							
Drinks							

B

**Art**

We are going to learn a bit about a really interesting artist.

**Name:** Guiseppe Archimboldo  
**Born:** 1527 (nearly 500 years ago)  
**Place:** Italy



Guiseppe Archimboldo is famous for painting portraits of people made out of different types of food. Look really carefully at the images below, can you see the foods that he used?



I would like you to have a go a doing a Guiseppe Archimboldo inspired self-portrait. You could do this in any one of the following ways:

- Use real fruit and vegetables, lay them out on a flat surface and try to make it look like your face. Take a photograph. Make sure you put the fruit and vegetables back where you got them from.
- Cut out images of fruit and vegetables, and create a face collage.
- Draw or paint the different fruit and vegetables to create your self-portrait.

I would love to see photos of your self-portraits when you have done them.

C

**Extra Sheets**

This week I have included some extra sheets for fun and to keep you busy,

**Healthy Eating Code Breaker**  
 Solve the maths calculations to crack the codes for healthy eating words and facts.

4	15	23	5	13	26	18	7	32	1	25	19	6
4	4	7	4	7	4	7	4	7	4	7	4	7
72	16	11	26	2	17	20	3	10	8	16	23	4

Answer	Letter
7-1	
10+1	
11+0	
18+1	
14-1	

Answer	Letter
9-0	
8+1	
20+0	
19-1	
18+0	

**Missing**

d	e	f
n	e	r
l	x	u
c	e	f
m	r	t
c	r	o
s	i	a
m	s	u
s	e	d
y	e	t
b	a	e
a	n	h
e	i	e
d		

2 x Table	5 x Table	10 x Table
2 x 1 = 2	5 x 1 = 5	10 x 1 = 10
2 x 2 = 4	5 x 2 = 10	10 x 2 = 20
2 x 3 = 6	5 x 3 = 15	10 x 3 = 30
2 x 4 = 8	5 x 4 = 20	10 x 4 = 40
2 x 5 = 10	5 x 5 = 25	10 x 5 = 50
2 x 6 = 12	5 x 6 = 30	10 x 6 = 60
2 x 7 = 14	5 x 7 = 35	10 x 7 = 70
2 x 8 = 16	5 x 8 = 40	10 x 8 = 80
2 x 9 = 18	5 x 9 = 45	10 x 9 = 90
2 x 10 = 20	5 x 10 = 50	10 x 10 = 100

And some colouring in sheets because we all love colouring in.



## Class 2: Reading, Phonics and Spellings

## Spring Term Week 4: 1 February 2021

Reading	Phonics	Weekly Spellings	Grendel: A Cautionary Tale about Chocolate	Additional Spellings
<p>I understand that you may have some difficulty accessing books to read. I will continue to share stories on the Video Resource Centre. You have plenty of reading opportunities within the weekly packs, reading instructions and questions on worksheets.</p> <p>I have been keeping my eye open for any other reading resources. It would be great to hear from you if you find them helpful.</p> <p><b>Collins</b>  <a href="https://connect.collins.co.uk/school/Portal.aspx">https://connect.collins.co.uk/school/Portal.aspx</a>            Choose - Teacher            Username: parents@harpercollins.co.uk            Password: Parents!21</p> <p><b>Oxford Owl</b>  <a href="https://www.oxfordowl.co.uk/">https://www.oxfordowl.co.uk/</a>            Choose Oxford Owl for Home            You will find books in the free eBook library</p> <p><b>Reading Eggs</b>  <a href="https://readingeggs.co.uk/">https://readingeggs.co.uk/</a>            You will need to register for a free trial. (There is also an App)</p>	<p>It is important to keep practicing all the phonemes regularly as these help develop fluency with reading and also help support spelling.</p> <p>The following sites may be helpful.</p> <p><b>Phonics Play</b>  <a href="https://www.phonicsplay.co.uk/">https://www.phonicsplay.co.uk/</a>  <b>Username: jan21</b>  <b>Password: home</b></p> <p><b>Espresso</b>  <a href="https://central.espresso.co.uk/espresso/primary_uk/subjunct/module/sub_modules_index/item72024/grade/index.html?source=espresso-home-mixedcore-content">https://central.espresso.co.uk/espresso/primary_uk/subjunct/module/sub_modules_index/item72024/grade/index.html?source=espresso-home-mixedcore-content</a>  <b>Log in: student10475</b>  <b>Password: bradworthy</b></p>	<p><i>This week's spellings are focusing on the /s/ sound spelled c before e, i and y</i></p> <p>race ice cell city fancy lace space circle circus rice</p> <p>I have added some of the EdShed spelling practice sheets for this list. On Friday why not ask your parent/adult to give you a quick spelling test of these words.</p> <p><a href="https://play.edshed.com">https://play.edshed.com</a></p>	<p><i>These spellings may be useful for our work on 'Grendel' this week.</i></p> <p>chocolate sugar wish wishes more three delicious tale loved secret</p> <p><i>PLEASE NOTE: I don't expect you to learn these spellings, but you MUST try to spell them correctly in any writing this week.</i></p> <p><a href="https://play.edshed.com">https://play.edshed.com</a></p>	<p>By the end of year 2, children are expected to be able to read and spell most of the words on the <b>100 High Frequency Words</b> list and the <b>Year 1 and 2 Common Exception Words</b> List. Copies of these are in your packs. I have created Assignments for each of these word lists which will remain on EdShed each week.</p> <div data-bbox="1809 756 2181 884"> </div> <p><b>In addition to practicing spellings on EdShed <a href="https://play.edshed.com">https://play.edshed.com</a> you could try some of these activities to help learn your spellings.</b></p> <div data-bbox="1861 1142 2130 1326"> </div>