

Class 2: English

Spring Term Week 2: 25 January 2021

In this week's English, we are looking Michael Rosen's famous poem 'Chocolate Cake'

1

Poetry - Chocolate Cake by Michael Rosen

Sentence writing and handwriting practice

Click on the link below to listen to Michael Rosen read his poem 'Chocolate Cake'.

<https://bradworthy-primary-academy.primarysite.media/playlist/year-two-2020-2021>

I have included a printed copy of the poem in the resources.

Activity

Use the word bank at the bottom of the attached work sheet to help fill in the gaps in the sentences.

Once you have filled them in on the sheet, I would like you to copy the sentences out into

your books in your best handwriting. Take care when copying that you spell the words correctly and don't forget the capital letters and full stops.



Extension Activity – Author Study

Michael Rosen is a very famous poet and children's author. He has written some very well-known books. You have definitely read some of them. Can you research the titles of some of his books? Which ones have you read? What else can you find out about Michael Rosen?

2

Poetry Comprehension

In the pack for today, you will see a page from the book 'Chocolate cake' by Michael Rosen and Kevin Waldron. This is a slightly different version of the poem to the one you have listened to.



Read the page carefully, then try answering questions 1-6 about this page.



For the final question 7, you will need to listen back to the poem or read it.

As you go through the poem listen out for any adjectives that Michael Rosen uses to describe the Chocolate cake. See if you can write them down on your sheet



<https://bradworthy-primary-academy.primarysite.media/playlist/year-two-2020-2021>

3

Poetry

Write your own poem

Listen again to Michael Rosen reading 'Chocolate Cake'.

<https://bradworthy-primary-academy.primarysite.media/playlist/year-two-2020-2021>

Now think about your favourite food. Is it chocolate cake, cupcakes, fish fingers, pizza, curry, jelly beans or strawberries?

Using the template sheet attached, could you try planning your own short 'Favourite Food Poem'.



You could use the words from the word bank to help, or think of some of your own words.

Could you expand on this poem and add more detail?

You could write the poem out in your best handwriting and decorate it before sharing in with me.

Try writing another poem about another of your favourite foods.

4

Poetry

Poem Review

I hope you have enjoyed reading and listening to 'Chocolate Cake' this week. Today I would like you to write a **Poem Review**. This is an opportunity for you to say what you like, or don't like, about this poem.

Use the attached Poem Review sheet and think carefully about each questions. Make sure you write your answers in full sentences, remembering to use capital letters and full stops.



If you think you are going to need more space to write, then just do it straight into your book.

Extension Activity

I love this poem. I particularly love the way that Michael Rosen performs the poem. He doesn't just stand there and read it out, he uses actions, sounds and facial expressions to really bring the poem to life.

Could you practice performing the poem you wrote in session 3. Maybe you could ask someone to record you and send it to me.

Every day: Remember to keep practicing counting.

It is **really important** that you watch the recordings for each maths lesson before attempting the worksheets. The worksheets are merely a way of showing that you have understood the teaching. If at any stage you are struggling, so back and re-watch the videos.

1

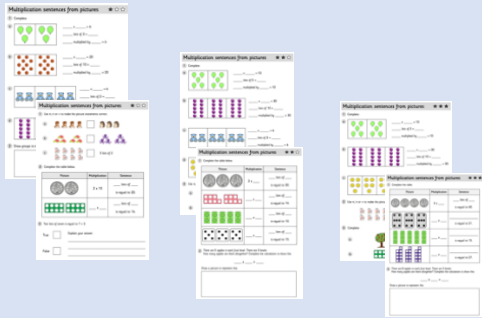
Multiplication and Division Multiplication sentences using pictures

Today we are going to use the multiplication symbol and then work out totals from given pictures. Carefully watch the video BEFORE attempting the attached worksheets

<https://bradworthy-primary-academy.primarysite.media/playlist/year-two-2020-2021>

There are 3 levels of worksheet, there is no need to do all of them, choose your level of difficulty.

1 star is the easiest
3 stars is the hardest.



2

Multiplication and Division Arrays

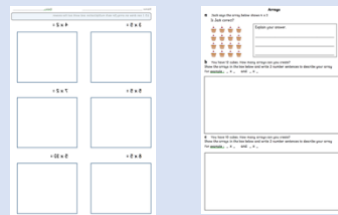
Arrays can help us work out multiplication \times (and division \div) Carefully watch the video before completing today's tasks.

<https://bradworthy-primary-academy.primarysite.media/playlist/year-two-2020-2021>

On the attached worksheets I would like you to make your own arrays. You could use pencils, crayons or felt tip pens to make the dots, or use a cotton bud and some paint as shown above.



Could you make an array using pebbles or leaves?



3


Multiplication and Division Make Doubles

Today we will be looking at double numbers. You need to know that doubling is 2 groups of the same amount or number

Watch the video before moving on to today's activities.

<https://bradworthy-primary-academy.primarysite.media/playlist/year-two-2020-2021>

Using the attached sheets, select one of the task cards. Make the double on the ladybird using counters, cut out dots, or anything else you think may be useful. Write the completed number sentence in your book using the stem sentence - **Double _ is _**. Then move on to the next card.



4

Multiplication and Division 2 Times table

In the pack of additional sheets you were sent in Week 1 there is a 100 square. Using this, or the interactive 100 square below, count up in 2's.

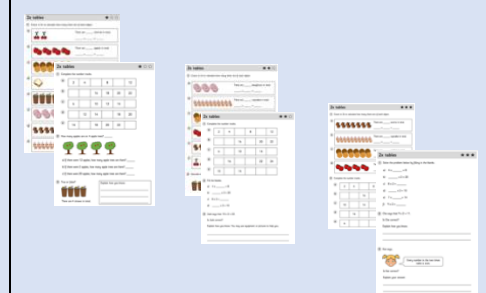
<https://www.topmarks.co.uk/learning-to-count/paint-the-squares>

Do you notice a pattern? Are the numbers odd or even?

Watch the video before moving on to today's activities.

<https://bradworthy-primary-academy.primarysite.media/playlist/year-two-2020-2021>

As with lesson 1 this week, there are 3 levels of worksheet, there is no need to do all of them, choose your level of difficulty.



Class 2: Science Spring Term Wk. 2: 18 Jan 2021

Science A

Animals Including Humans

The importance of exercise for humans

Our Heart - Pulse Check!

Your pulse is how many times your heart is beating. We are going to measure our pulse for one minute.

First find a place where you can feel your heart beating. This could be your chest or using two fingers on your neck or your wrist. When you have found your pulse count how many times your heart beats in one minute. Ask an adult to time a minute, you just have to count each beat!

Activity	Beat count per minute
Resting	
Walking	
Running	
Swimming	
Cycling	

Did you know? We should only use our fingers and not our thumb to feel our pulse. This is because our thumb has its own pulse!

Now see how your pulse changes after different types of activity and write them down.

Next note 4 things that happen when you exercise and finally write 3 reasons why exercise is important.

Challenge
Label 4 things that happen to you when you exercise.

Next Step
Write 3 reasons why it is important to exercise regularly.

Science B

Animals Including Humans

The importance of exercise for humans (2)

Have you tried joining in with the PE sessions with Joe Wicks? These are on YouTube live at 9am on Mondays, Wednesdays and Fridays.

<https://www.youtube.com/user/thebodycoach1>

Try joining in with his PE sessions. Which is your favourite exercise and why? Which is your least favourite exercise and why?

How did you feel before you started the PE session?

How did you feel after the PE session?

Now could you try to plan your own PE session, what exercises would you include? (remember Joe Wicks does 30 seconds of exercise followed by 30 seconds rest.)

I would really love to see any photos or videos of you joining in with Joe Wicks or doing your own workout.

Home - Exercise
Think about your PE sessions with Joe Wicks. Write down your answers.

Which is your favourite exercise and why?

Which is your least favourite exercise and why?

How did you feel before you started the PE session?

How did you feel after the PE session?

How would you like to plan your own PE session, what exercises would you include? (remember Joe Wicks does 30 seconds of exercise followed by 30 seconds rest.)

I would love to see any photos or videos of you joining in with Joe Wicks or doing your own workout.

Class 2: Geography Spring Term Wk. 2: 25 Jan 2021

Geography A

Where does our food originate from? (Where does it come from?)

The food we eat come from all over the world. Some food is grown and produced locally or in the UK. But there are lots of foods that we eat regularly that come from much further away.

I checked some of the fruit that I buy regularly.

The lemons came from Spain.

The bananas came from Columbia.



Have a look at some of the fruit and vegetables you have in your house. List the name of the food on the sheet and then write down its origin, (where it came from).

If the food came from abroad, the label should tell you the name of the **country**.

If the food came from the United Kingdom, the label may say the name of the **county**.

Where does our food come from?	
Food	Origin

Geography B

Where does our food originate from? (Where does it come from?)

Now you have discovered where some of the food in your homes comes from, I would like you to find those places on the world map attached.

You will need to use an atlas, globe or the internet to help you find the different countries or countries.



A

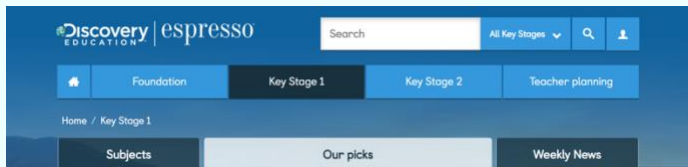
News

Watch the Weekly News or News Bites section of Espresso (Discover Education). Remember you will need to logon to Espresso first.

https://central.espresso.co.uk/espresso/primary_uk/home/keystage1/

Login: student10475

Password: bradworthy



In your book write down three things that you have learnt after watching the news.

B

Design a Cake

It was my son's 18th Birthday this weekend, and I baked and decorated a special birthday cake for him. I will put a picture of the cake on the blog.

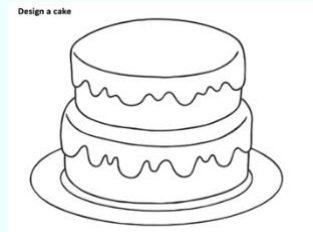
If you had to decorate a special cake for a birthday, other special occasion, or just to say I love you, what would it look like?

You can use the template attached, or draw your own cake.

Decorate it using whatever materials you have at home e.g.

- colouring pencils
- felt tip pens
- paint
- crayon
- collage (cut up paper or magazines)

I can't wait to see your finished cake.



C

Cooking / Baking

If you have time this week I would like you to choose a recipe to make something to eat. Make sure you do it with a grown up

Do you have a favourite cake or cookie that you like to bake? Maybe you like melting chocolate to make Rice Krispies cakes. Do you enjoy making bread or helping to prepare dinner with your adult?

Don't forget to wash your hands carefully before you touch any food.


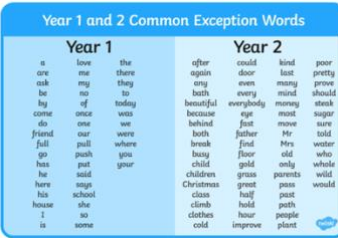
I would love to see what you have made. Maybe you could share your favourite recipe on the class 2 blog! I will put up a special blog post so we can see each other's recipes.

Class 2: Phonics and Spellings

<https://www.phonicsplay.co.uk/>

Spring Term Week 2: 25 January 2021

<https://play.edshed.com>

Phonics	Weekly Spellings	Chocolate Cake Spellings	Additional Spellings
<p>Check out the phonics games on https://www.phonicsplay.co.uk/</p> <p>Username: jan21 Password: home</p> <p>The children are familiar with many of the games and can choose to play at whatever level or phase they decide is most suitable.</p> <p>It is important to keep practicing all the phonemes regularly as these help develop fluency with reading and also help support spelling.</p>	<p><i>This week's spellings are focusing on the /j/ sound spelled g.</i></p> <p>gem gym giant magic giraffe energy digit engine religion gentle</p>	<p><i>These spellings may be useful for our work on 'Chocolate Cake' this week</i></p> <p>chocolate yummy eat mouth sugar bake cake love food delicious</p> <p>I have added some of the EdShed spelling practice sheets for this list. On Friday why not ask your parent/adult to give you a quick spelling test of these words.</p>	<p>By the end of year 2, children are expected to be able to read and spell most of the words on the 100 High Frequency Words list and the Year 1 and 2 Common Exception Words List. Copies of these are in your packs. I have created Assignments for each of these word lists which will remain on EdShed each week.</p> <div style="display: flex; justify-content: space-around;">   </div> <p>In addition to practicing spellings on EdShed https://play.edshed.com you could try some of these activities to help learn your spellings.</p> 