


Back up Literacy

How to Write Instructions



Aims

- I can identify the features of an instructional text.
- I can write instructions.




Instructions

Instructions tell us how to do something.

There are many different types of instructions. Some examples include:

- recipes;
- directions;
- how to play a game;
- how to make or build something;
- how to repair something;
- or how to look after/care for something.



Can you think of any more examples?

Features of Instruction Writing

Regardless of their purpose, instructions share many of the same features:


- An introduction to explain what the end result will be (what the instructions will help the reader to do). This will usually include questions to engage the reader.
- A list of things the reader will need, such as ingredients for a recipe, materials for a building project or equipment for a craft activity.
- An outline of the method needed to complete the task (usually in chronological order).

Features of Instruction Writing

- Imperative verbs are usually used within the method to 'boss' the reader around!
- Conjunctions, prepositions and adverbs to show time, place and cause should be used throughout, e.g. After that, Inside the box, As soon as it has melted, etc.
- Extra tips and advice may be given to the reader for especially tricky parts of a task.
- Pictures or diagrams can be used to provide clarification, e.g. a series of pictures or diagrams corresponding to each step of the method, a single picture or diagram of a tricky part of the process or an illustration of the final product.

Features of Instruction Writing

- Pictures or diagrams can be used to provide clarification, e.g. a series of pictures or diagrams corresponding to each step of the method, a single picture or diagram of a tricky part of the process or an illustration of the final product.
- A conclusion to sum up the task and help the reader check that they have achieved the correct outcome.



Layout devices will also be used to structure and organise the text. These may include headings and subheadings, underlining, bold or italic text, bullet points and numbers.

How to Feed a Baby

Read the instructions on how to feed a baby.
What features of an instructional text can you spot?

Use the Writing Instructions Activity Sheet to write your own set of instructions.
What task will you guide people to do?
You can use the Instructions Checklist to check you have included all the relevant features.

how to look
after something


directions to get
somewhere

how to make
something

how to fix
something

a cookery recipe





twinkl

twinkl
Quality Standard
Approved