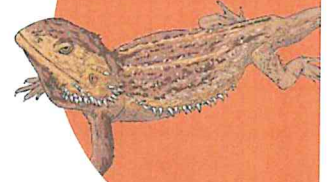


Monday 1/8/21

Pet Care of a Bearded Dragon



Bearded dragons are from the lizard species. They are often referred to as "beardies" and are one of the most popular lizards in captivity in the UK. Their name comes from the spikey folds of skin around their neck, which inflate and turn black when they are excited or defending themselves.

They originate from the dry scrublands and woodlands of Australia, therefore in captivity they need their environment to replicate their natural surroundings in the wild.


Environment

Bearded dragons must be kept in a vivarium. This is a large, secure, glass enclosure. A recommended size to accommodate one lizard is a vivarium which is 120cm long and 60cm high. Beardies can grow up to 45cm long and need room to move around and stretch out.

As bearded dragons are ectothermic and use the environment to regulate their body temperature, they need a warm end of the vivarium and a cool end. There must also be a basking zone, which is the warmest part of the enclosure. They like to lie, or bask, on a natural stone near the heat lamp provided. A thermostat must be installed to ensure the temperature doesn't fluctuate. It must not drop below 22°C at night.

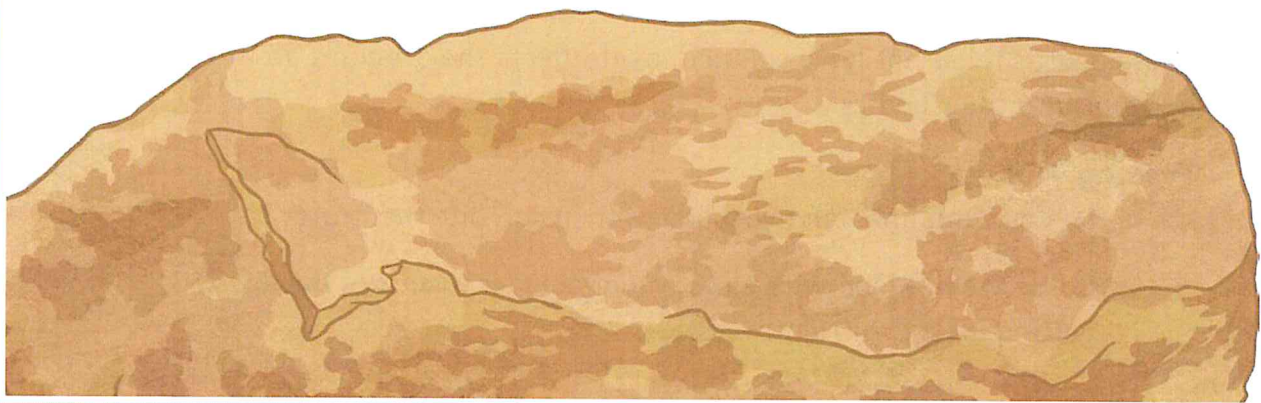
Substrate

The base of the vivarium needs to be covered with a sand and soil mixture, due to the bearded dragon's natural instinct to dig. Stone tiles should have ridges to help the reptile grip.

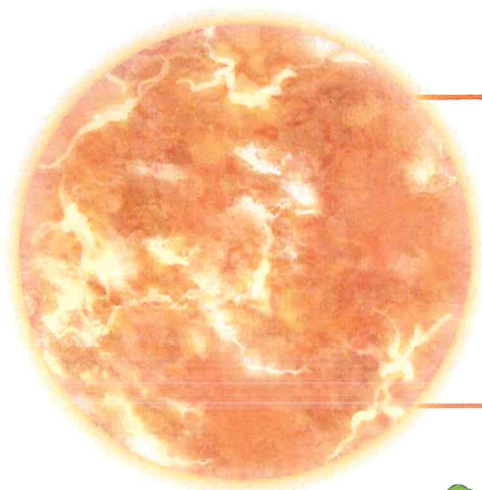


Did You Know?

Bearded dragons are diurnal which means they are active during the day.



Pet Care of a Bearded Dragon


**Light**

Lizards use the ultraviolet light from the sun to make vitamin D in their skin. This is essential for the storage and use of calcium in their bodies. A special UV light must be installed in their vivarium.

Diet

Bearded dragons are omnivorous; they eat live invertebrates and plants (greens).

They like live food, which should be kept in a well-ventilated container and fed the the same 'greens' as the dragon so that the lizard benefits from the nutrition.



Safe Greens	Live Food
watercress	
rocket	
cress	crickets
grated butternut squash	locusts
dandelions	calciworms
clover	
plantain leaves	

These lizards must not have spinach, as it affects the dragon's ability to absorb calcium into their bodies.

Feeding Tips

- Remove any uneaten live foods as they can bite the lizard;
- Cover the live food with supplement powder to ensure the lizard is getting all the nutrients it needs.

Two's Company

Bearded dragons are fiercely territorial. Males live a solitary life and in the wild, chase other males off their space. Females can fight if they are in groups - they have been known to bite the toes off other lizards and sometimes kill! Captive bearded dragons should be singular.

Signs of a healthy lizard:


- clear, bright eyes;
- thick base to its tail;
- hips will not be sticking out;
- bright colour after basking.

Signs of calcium deficiency:

- muscle twitching;
- swollen legs;
- fragile bones;
- deformed limbs, spine, jaw.

Sunbathing Lizard

A bearded dragon can be taken outside on sunny, warm days to feel the benefit of natural UV light. Shade must be available and the reptile must be constantly supervised.



Questions

1. Explain how bearded dragons came to be known by this name.

2. Why do you think their captive environment needs to replicate their natural environment?

3. Explain why the vivarium needs to be secure and large.

4. A thermostat must be installed to 'ensure the temperature doesn't fluctuate'. What does this mean?

5. A new owner of a bearded dragon is planning to put newspaper in the bottom of the vivarium. Explain what you think of this idea, and what other suggestions would you make?

Pet Care of a Bearded Dragon

6. Why do you think the live food that will be fed to the dragon needs to be fed and looked after?

7. What is the purpose of putting a powder supplement on the live food before giving it to the dragon?

8. Your friend is going to get a much larger vivarium and put three bearded dragons in there.
What would you tell them?

9. A bearded dragon has a swollen leg and one of its muscles is twitching. What could be wrong with it, what could have caused it and what might help, until you can get it to a reptile expert?

10. Write a definition for each of these words:

Diurnal: _____

Omnivore: _____

Ectothermic: _____


Group 1 Spellings

Stage: 2

The /r/ sound spelled 'wr' at the beginning of words.

List: 7

Name:



Spellings	1st Attempt	2nd Attempt	3rd Attempt	4th Attempt	5th Attempt
write					
written					
wrong					
wrap					
wren					
wrecked					
wrapped					
wriggle					
wrestle					
wrote					

Group 2 + 3 spellings

Stage: 4
List: 16

The 'ee' sound spelt with an 'i':
Name: _____

Spellings	1st Attempt	2nd Attempt	3rd Attempt	4th Attempt	5th Attempt
merriment					
happiness					
plentiful					
penniless					
happily					
prettiest					
nastiness					
beautiful					
pitiful					
silliness					



Stage: 4

The 'ee' sound spelt with an 'i'

List: 16

Name:

Spellings

merriment

happiness

plentiful

penniless

happily

prettiest

nastiness

beautiful

pitiful

silliness

Write the correct spelling into each sentence.

The boy was filled with _____ when he saw his new bike.

The children got in to trouble because of their _____ at break time.

The dress was the most _____ thing she had ever seen.

After he bought all of the gifts, John was left _____.

There was so much food at the party, the guests said it was _____.

Alphabetical Order

Copy your spelling words into the grid on the left.

Rewrite the spellings into the grid on the right in alphabetical order.



Spelling Shed

My Spellings

Alphabetical Order

a b c d e f g h i j k l m n o p q r s t u v w x y z

Define it!

Spelling Word	Definition



Spelling Word	Definition

A ₁	B ₁	C ₁	D ₂	E ₁	F ₄	G ₂	H ₂	I ₁	J ₈	K ₅	L ₁	M ₅
N ₁	O ₁	P ₃	Q ₁₀	R ₁	S ₁	T ₁	U ₁	V ₄	W ₄	X ₅	Y ₄	Z ₁₀

Scrabble





Spelling Shed

Spelling Word	Scrabble Score

Spelling Word	Scrabble Scorer

The Spelling Web



PRONOUNS

Tuesday
2/3/21

What is a pronoun?

A pronoun stands in place of a noun or a noun phrase, such as:



The cat scratched the velvet curtains.
It scratched **them**.



The girl with the spotty hat clapped.
She clapped.

Useful pronouns

I	you	he	she	we
they	me	us	it	them
her	him	mine	his	hers
my	ours	yours	your	theirs



Jane is painting the door.
She is painting **it**.




The children drank their hot chocolate.
They drank **theirs**.

All change

Read the passage below. Decide which nouns you could replace with pronouns to make the sentences read better. Rewrite the text using the right pronouns.

Alex was feeling hungry. **Alex** went into **the kitchen**. **The kitchen** smelt of warm **biscuits**. **Alex** hoped **Gran** would give **Alex** a **biscuit**, but **Gran** glared at **Alex** sternly.

"**The biscuits** aren't ready," **Gran** declared. "**The biscuits** need icing."



Writing tips

- ☆ Make sure you make it clear who or what each pronoun refers to.
- ☆ Do not use too many pronouns or you may confuse your readers.



THINGS TO REMEMBER

- Some pronouns are male or female. They always agree with the nouns that they replace.

The girl runs.
She runs fast.

The boy climbs.
He climbs high.



- Pronouns can be singular or plural. They agree with the noun or nouns they replace.

Dad makes a **cake**. **Birds** eat **worms**.
He makes **it**. **They** eat **them**.



subject
theory

1/2/21

Wednesday / Thursday / Friday
3/3/21 / 4/3/21 / 5/3/21

You can listen to an audio version of the story here:
<https://soundcloud.com/talkforwriting/mission/s-qMLb31YjpM7>

Mission Possible

Pete and Polly were completely ordinary, totally normal and utterly boring twins - or so everyone thought. They wore ordinary clothes, took part in normal, everyday activities and were, in fact, boring - or so everyone thought.


You see, Pete and Polly Powers had a secret. It wasn't an ordinary, normal or boring secret and it was a secret that lived just between them (and you, in a moment, if you keep on reading!) Not even their teachers, parents or Scout Leader knew about their secret. No one ... until now. Now, this secret can only be entrusted to the most daring, brave and adventurous of children - do you think you can be trusted? Okay then ... well ... here we go ... Pete and Polly are spies!

It all began last summer when they saw an article in the local newspaper advertising for two undercover agents to help fight global crime. Pete and Polly wasted no time in applying and, after a rigorous induction process, they were accepted into the governments' secret Spy

Programme. Their assignments have involved the most daring of adventures like rescuing the Prime Minister from a sudden volcanic eruption and preventing the kidnap of the Queen's corgis from Buckingham Palace! Pete and Polly were very good at their job and very good at keeping their identity a secret.

One spring morning, while having breakfast, Pete's watch lit up - it was a message from the Government's top chief of security, Cyril Secret, and it





hearts pounding and hands trembling, Pete and Polly snuck into the boat and hid behind the broken door.

On the table, they could see the Emperor's mirror.

"What now?" asked Pete in trepidation.

"You distract 'em and I will grab the mirror," replied Polly confidently.

They both nodded. They knew what they had to do.

Without hesitation, Pete dropped a small green capsule which filled the boat with a fine green mist. At the same time, Polly ran towards the table where the men sat, grabbed the mirror, flung it into her rucksack and then they both sprinted back up onto the deck.

Suddenly, coming from the cabin, they heard the unmistakable sound of fast-paced, heavy footsteps and loud angry voices.

"Quick!" Shouted Polly and, on that command, they fled. They didn't look back. They didn't stumble. They were trained for moments like this. Fast, focused and determined they continued sprinting until eventually the angry footsteps and loud shouting faded.

On the way to school the next morning, Polly and Pete made a small detour to a beautiful Victorian building in Piccadilly, Mayfair, that had a large Japanese flag blowing gentle in the breeze. On the doorstep they carefully placed an object concealed in brown cloth

Read this paragraph, which has been taken from Chapter 1 of Anthony 'Horowitz book Never Say Die'. (Thanks to Anthony for letting me use this):

In fact, the Joint Terrorism Analysis Centre (JTAC) had met in their offices close to the Houses of Parliament just a few days before and had agreed that the threat level at the Suffolk Air Show would remain at MODERATE. They weren't expecting any trouble.

And so nobody paid very much attention to the woman who arrived just after three o'clock. She had driven into the car park in a Ford Transit van which, according to the Automatic Number Plate Recognition system, belonged to the St John Ambulance service. This is the country's leading first-aid charity and, indeed, the woman was dressed in the green and black uniform of a local volunteer. She was carrying a nylon bag marked with a white cross which, if opened, would reveal medicine and bandages.

She was short and round-shouldered with dark red hair that had been cut so badly that it stuck out straight on one side of her head and curled in on the other. There was something quite aggressive about the way she walked, like a boxer about to enter the ring. She was overweight, breathing heavily, with beads of sweat on her upper lip. She had a lot of make-up on but it did nothing to make her more attractive, sitting uselessly on her leathery skin. As she walked, she put on a pair of cheap sunglasses. They concealed the smouldering violence in her eyes.

From reading this, what do you know about the lady in the story?

- Is she a goodie or a baddie in the story? How do you know?
- Where is she? Is this important to her character do you think?
- What does she look like?
- Why do you think she doesn't have a name? If she did have a name, what do you think it could be?
- Do you think other people will like her? Why do you think that?
- What do you think (predict) will happen?

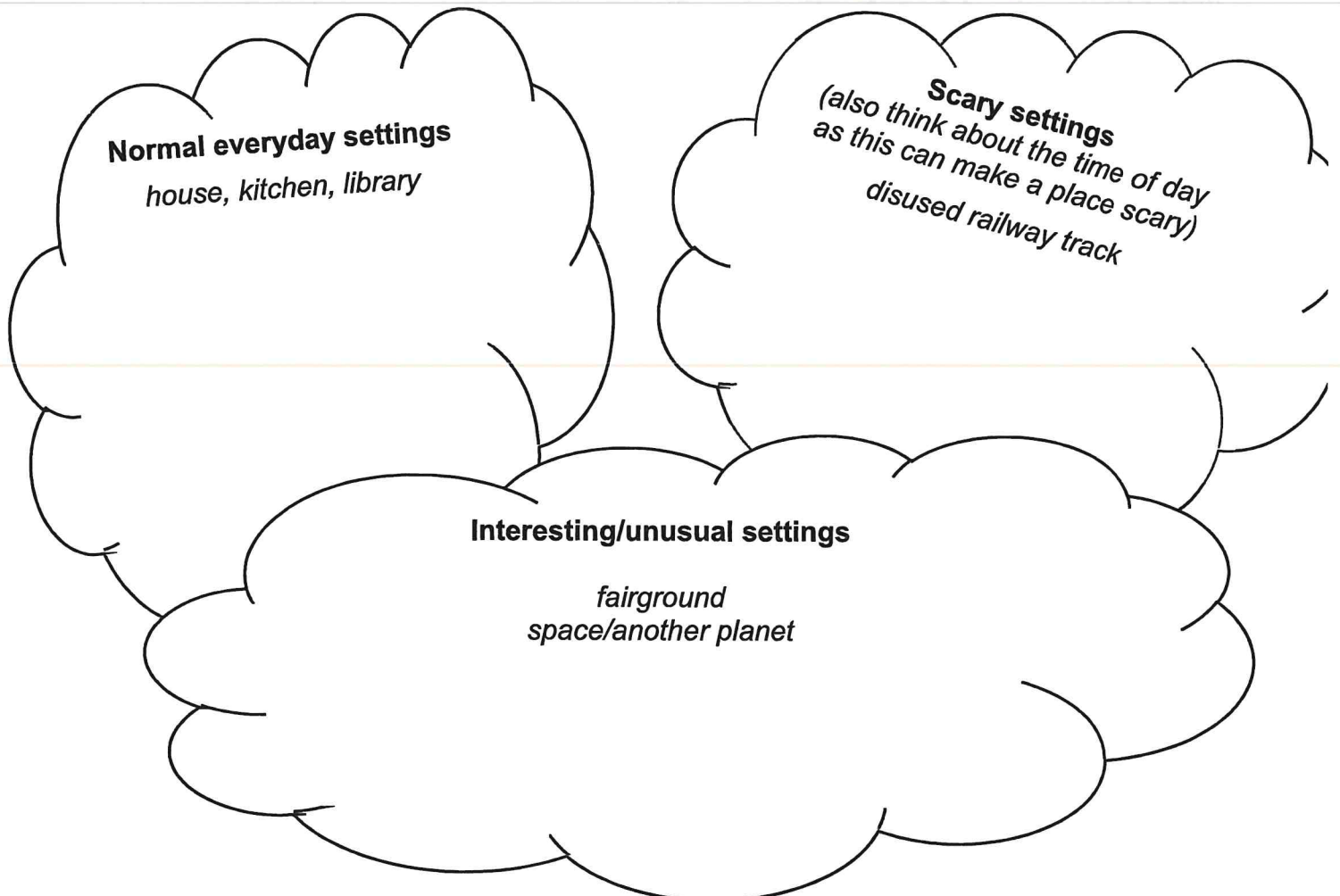
Choose your favourite word or line from the passage above and record it below – maybe you could use it, or something similar in your own story:

Settings

Settings (where the story takes place) are really important. They can make the reader feel safe or scare them. What settings from stories or films can you think of? List them here:

'Mission Possible' is set in London and the sacred treasure is hidden on an abandoned riverboat on the Thames (a famous river that runs through London). The author chose the abandoned riverboat at night because they thought that it would be a bit scary.

Collect some setting ideas (I have done a few to get you started):




Speech Marks

In stories, characters often speak so we need to make sure we punctuate the way that they speak so that we know who says what and how they say it.

There are some golden rules for speech:

- 1) Put inverted commas (" ") around what is actually said.
- 2) Begin a new line (paragraph) for every new speaker.
- 3) Always begin a new piece of speech with a capital letter.
- 4) Always put some punctuation at the end of the speech – it could be a . , ! or ? depending on what you've written.

Have a look at my example:



"What now?" asked Pete in trepidation.

"You distract 'em and I will grab the mirror," replied Polly confidently.

The speech marks (inverted commas) go around what is said

This is what Pete says
(capital letter starts
the speech)

This is what Polly
says. A capital
letter starts the
speech. As there is
a new speaker
there is a new
paragraph.

"What now?" asked Pete in trepidation.
"You distract 'em and I will grab the mirror,"
replied Polly confidently.

This tells us
who said it
and how they
said it.

Punctuation just before the
speech marks close

Create a secret code!

All good spies need their own secret code. Why don't you make one of your own? Here is a code you could use. Instead of using the top line you would use the bottom line e.g. if you wanted to use the letter A you would write Z instead.

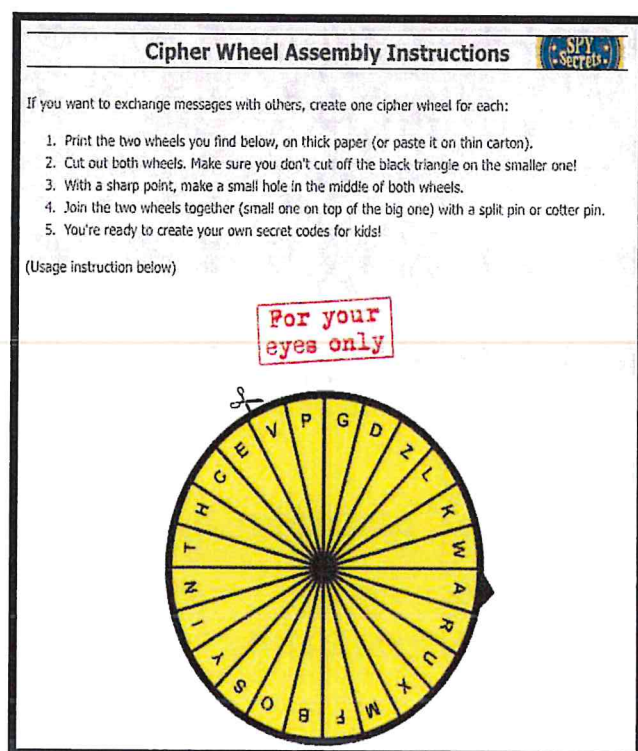
E.g. Pete = tbfb and Polly = tkggo

a	b	c	d	e	f	g	h	i	j	k	l	m	n	o	p	q	r	s	t	u	v	w	x	y	z
z	j	i	y	b	a	w	h	x	c	v	g	u	d	k	t	e	r	l	f	m	n	s	q	o	p

Now you can write in secret to anyone in your house or anyone who you share your code with! Could you include the secret code in your story?

OR if you have access to a website (please check with an adult first) you could try making a cipher wheel!

<https://www.topspysecrets.com/secret-codes-for-kids.html>




Let's start to create and plan your story

To do this let's look at the structure of 'Mission Possible'.

	Bare bones of the story	Mission Possible
Opening	<ul style="list-style-type: none"> Main characters (MCs) introduced & special secret about them revealed 	<ul style="list-style-type: none"> Pete and Polly are twins they are spies
Build Up	<ul style="list-style-type: none"> MCs given mission/ quest which they accept 	<ul style="list-style-type: none"> have to retrieve the Yata no Kagami (one of 3 Japanese Sacred Treasures) and return it to Japanese Embassy
Problem	<ul style="list-style-type: none"> MCs set out to complete mission/ quest but encounter problem on way 	<ul style="list-style-type: none"> at midnight go to abandoned riverboat on Thames take the Yata no Kagami but chased by thieves
Resolution	<ul style="list-style-type: none"> MCs overcome problem & complete their mission/quest 	<ul style="list-style-type: none"> run really fast - escape thieves Pete & Polly return Yata no Kagami to Japanese Embassy
Ending	<ul style="list-style-type: none"> MCs return to their everyday lives New mission arrives 	<ul style="list-style-type: none"> walk to school next day Pete's watch flashes - new mission arrives

Use this road to plan your story



Let's get writing

Now you are ready to write. Get a piece of paper and a pen or pencil and write your story. It may take a few attempts to get a story that you are really happy with. Don't worry about this as it is called drafting and editing and is a very important part of the writing process. See you at the other end.

