

Class Four Home Learning Week Six – Week Beginning 22/2/21

Hello Class Four

Please read through this plan for your home learning for Week Six.

Week 6

Daily Activities

Ed Shed

Please log onto Ed Shed every day to complete your assignments for Maths and Spelling

Handwriting

Please complete this week's handwriting sheets on Break Letters and Capital Letters.

Times Tables

Please complete this week's times tables sheets.

Please also use Ed Shed and these Websites to practise your times tables.

<https://www.timestables.co.uk/>

<https://www.timestables.co.uk/speed-test/>

<https://www.topmarks.co.uk/maths-games/7-11-years/times-tables>

<https://mathsframe.co.uk/en/resources/resource/477/Multiplication-Tables-Check>

Reading

Please continue to read for 15 minutes a day and remember to keep a log of your reading in your reading record.

Coding

Please make sure you are working through the new course of Code I have assigned to you all.

PE

This week I would like you to set yourself a challenge to do at least 30 minutes of exercise a day. This could be a walk, run or cycle or something in the house like Joe Wicks.

Maths

Monday

Rounding to the nearest 10

Please watch this video on the Oak Academy Website and complete the attached independent activities that you can find in your work packs. Please stop the video in the appropriate places.

<https://classroom.thenational.academy/lessons/rounding-numbers-to-the-nearest-10-c4uk8c?step=2&activity=video>

There is also a worksheet for you to complete if you have time. This can be completed on Monday and Tuesday.

Tuesday

Rounding to the nearest 100

Please watch this video on the Oak Academy Website and complete the attached independent activities that you can find in your work packs. Please stop the video in the appropriate places.

<https://classroom.thenational.academy/lessons/rounding-numbers-to-the-nearest-10crv36c?step=2&activity=video>

Please complete yesterday's worksheet if you haven't already.

Wednesday

Rounding to the nearest 1000

Please watch this video on the Oak Academy Website and complete the attached independent activities that you can find in your work packs. Please stop the video in the appropriate places.

<https://classroom.thenational.academy/lessons/rounding-numbers-to-the-nearest-1000-crr66d?step=2&activity=video>

There is also a worksheet for you to complete if you have time.

Thursday

Rounding to the nearest 10, 100 and 1000

Please read through the 'Lets Learn' and 'Guided Practise' sheets that you can find in your work packs. There is a good video on Espresso to help you with today's lesson.

https://central.espresso.co.uk/espresso/primary_uk/subject/module/video/item324908/grade2/module320430/index.html

You then need to complete Worksheet 12 which you can find in your work pack as well as the worksheet I have printed for you from our Maths on Target books in class.

Friday

Rounding Numbers to Estimate

Please read through the 'Lets Learn' and 'Guided Practise' sheets that you can find in your work packs. You will then need to complete Worksheet 13.

Literacy – Reading and Writing

Monday	<p>Spelling + Reading Comprehension</p> <p>Please see your word lists in your Work Packs. There are a number of activities for you to choose to help you learn your spellings that I have included in your work packs.</p> <p>I would also like you to complete the reading comprehension task in your work packs on Monday please. It is called Garden Birds.</p>
Tuesday	<p>Grammar – Noun Phrases</p> <p>Please head to BBC Bitesize and complete the lesson on Expanded Noun Phrases https://www.bbc.co.uk/bitesize/articles/zhfgcqt</p> <p>There is also a video on the Oak Academy that you can watch for this objective as well if you would like: https://classroom.thenational.academy/lessons/to-explore-expanded-noun-phrases-6hh36c?step=1&activity=video</p> <p>I would also like you to complete the worksheet that is printed in your work packs for this lesson.</p>
Wednesday	<p>Punctuation – Brackets</p> <p>Please complete this BBC online lesson on Brackets. There are 3 activities to complete. https://www.bbc.co.uk/bitesize/articles/zkfvgrwx</p> <p>When you have completed the lesson, as an extension you can have a go at punctuating the worksheet I have included in your work packs.</p>
Thursday	<p>Talk For Writing</p> <p>On Thursday and Friday I would like you to work through the first half of the Talk for Writing booklet that I have printed in your work packs. It is called Mission Possible.</p>
Friday	<p>Please don't feel like you have to complete this all in one go. Spread it out over the two days.</p> <p>You will be finishing the booklet next week.</p>

Science

This half term we are going to be learning about different types of rock. This week I would like you to watch and complete the video on Oak Academy about Igneous Rock. You will need a piece of paper and a pencil for the video.

<https://classroom.thenational.academy/lessons/how-is-igneous-rock-formed-70v66r>

Topic

This week you will be learning about the Iron Age. There are 3 things I would like you to do this week for topic:

1. Find out where the best places were to build Iron Age Settlements and why.
2. Make a map of surviving UK monuments from the Stone, Bronze and Iron Age
3. Research the settlement of Skara Brae

ART

Please keep watching the blog for the week's art project.

R.E

For the next couple of weeks we are going to be learning about Hinduism.

Please head over to Espresso

https://central.espresso.co.uk/espresso/primary_uk/subject/module/video_index/item649434/grade2/index.html

And watch the video about Hindu beliefs.

There is also a fact file that I would like you to read as well please.

Then I would like you to complete the worksheet in your packs about reincarnation and karma.

Stage 1


Break Letters

Letters Which Don't Join

Name _____

Date _____

bubble



Look at the joins, now trace the words.

b bubble

b bubble

g age

g age

j jump

j jump

p people

p people

q queen

q queen

x xerox

x xerox

y yoga

y yoga

z puzzle

z puzzle

© Morrells Handwriting Photocopying permission given to purchasing school only.



Stage 2


Break Letters

Letters Which Don't Join

Name _____

Date _____

jump



Look at the joins, now trace the words.

b bubble 

Now practise writing the word.

g age

j jump

p people

q queen

x xerox

y yoga

z puzzle

© Morrells Handwriting Photocopying permission given to purchasing school only



Stage 3

Break Letters

Letters Which Don't Join

Name _____

Date _____

people

Look at the joins, now trace the words.



b bubble 

Now practise writing the word.



Now write a sentence using the word.

g age

j jump

p people

q queen

y yoga

z puzzle

© Morris & Handwriting. Photocopying permission given to purchasing school only.



Stage 1


Capital Letters

Letters Which Don't Join

Name _____

Date _____

Christmas



Look at the joins, now trace the words.

Charlie

Charlie

Christmas

Christmas

Halloween

Halloween

January

January

London

London

Miss Smith

Miss Smith

Mr Brown

Mr Brown

Uncle Chris

Uncle Chris

© Morrells Handwriting. Photocopying permission given to purchasing school only.



Stage 2


Capital Letters

Letters Which Don't Join

Name _____

Date _____

Halloween



Look at the joins, now trace the words.

Charlie 

Now practise writing the word.

Christmas

Halloween

January

London

Miss Smith

Mr Brown

Uncle Chris

© Norrells Handwriting. Photocopying permission given to purchasing school only.




Stage 3
Capital Letters ✓
Letters Which Don't Join

Name _____

Date _____

Miss Smith



Look at the joins, now trace the words.

Charlie 

Now practise writing the word.



Now write a sentence using the word.

Christmas

Halloween

January

London

Miss Smith

Mr Brown



10/02/2021

Speed Tables Monday

Name: _____

x	1	2	6	8	9	10	4	7	3	5
5										
1										
8										
7										
6										
4										
2										
9										
3										
10										

Time Taken: _____

Tuesday

Speed Tables

Name: _____

x	4	8	5	9	3	2	1	6	7	10
7										
4										
5										
9										
2										
3										
8										
1										
6										
10										

Time Taken: _____

Robert

Speed Tables Wednesday

Name: _____

x	9	8	10	1	7	6	5	3	4	2
10										
3										
9										
1										
8										
4										
2										
7										
6										
5										

Time Taken: _____

Thursday

Speed Tables

Name: _____

x	3	5	4	7	10	9	8	6	1	2
4										
5										
3										
6										
10										
7										
2										
9										
1										
8										

Time Taken: _____

Friday

Speed Tables

Name: _____

x	8	9	7	6	10	1	2	5	4	3
3										
9										
1										
5										
8										
6										
4										
10										
7										
2										

Time Taken: _____

Created by Stephen Moon 2015

<https://www.logicalmoon.com>

Friday

