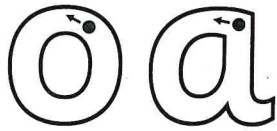



Stage 1
Top Joins

Name _____



Date _____



Look at the arrows, now trace the letters.



Now practise writing the letters.




Stage 2
Top Joins

Name _____

Date _____



Look at the joins, now trace the letters.

oo oo oo 

Now practise writing the letters.

oi oi oi

oo oo oo

os os os

ox ox ox

rb rb rb

rh rh rh

rk rk rk


va va va

wo wo wo

Stage 3
Top Joins

Name _____

Date _____



moon

Look at the joins, now trace the words.

bark bark bark

boat boat boat

fox fox fox

join join join

moon moon moon


perhaps perhaps perhaps

rhubarb rhubarb rhubarb

rose rose rose

vase vase vase

wood wood wood



blossom

Look at the joins, now trace the words.

blossom blossom blossom

boxing boxing boxing

carbon carbon carbon

coin coin coin

float float float

football football football

market market market

rhythm rhythm rhythm


vacuum vacuum vacuum

wonderful wonderful wonderful

Stage 5
Top Joins

Name _____

Date _____



football

Look at the joins, now trace the words.

blossom blossom 

Now practise writing the words.

boxing boxing

carbon carbon

coin coin

float float

football football

market market

rhythm rhythm


vacuum vacuum

wonderful wonderful

Stage 6
Top Joins

Name _____

Date _____



wonderful

Look at the joins, now trace the words.

blossom 

Now practise writing the word.



Now write a sentence using the word.

carbon

coin

float

football

market

wonderful

© Morrells Handwriting. Photocopying permission given to purchasing school only.



Stage 7
Top Joins

Name _____

Date _____



overjoyed

Look at the joins, now trace the words.

agony



Now practise writing the word.



Now write a sentence using the word.

anywhere

bought

everyone

jogging

overjoyed


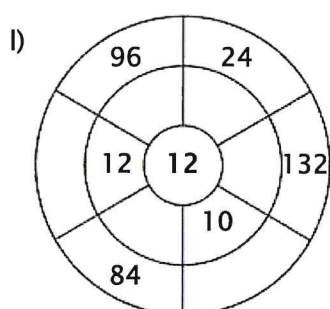
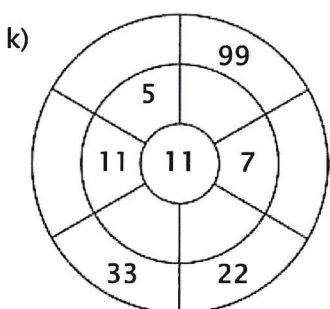
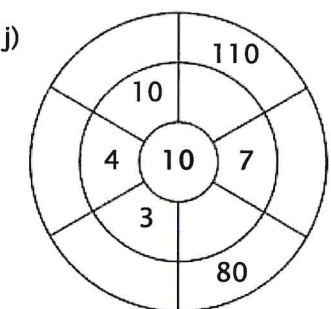
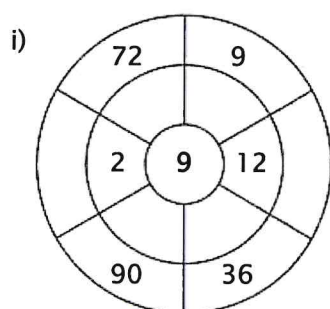
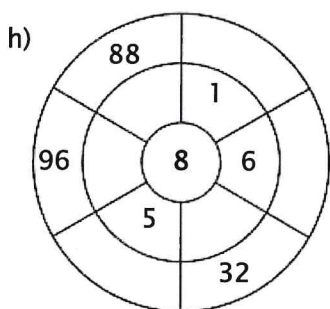
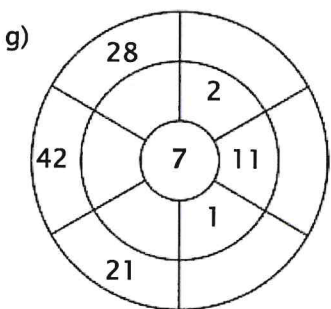
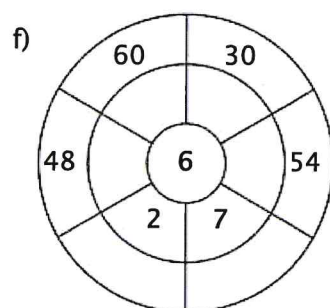
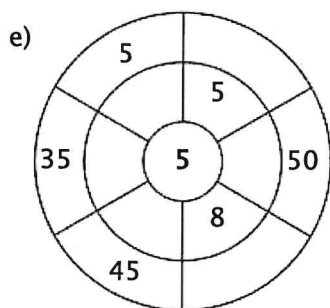
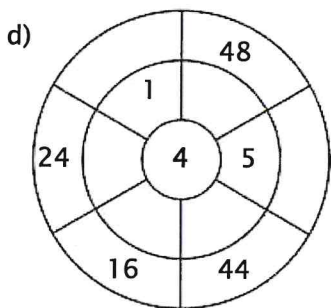
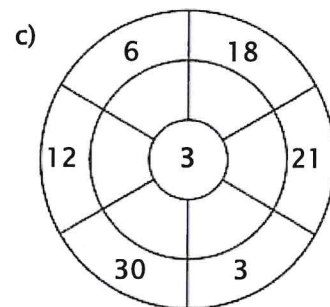
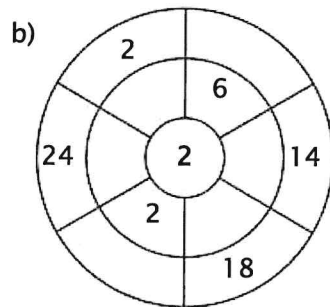
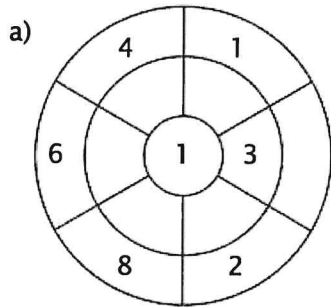
yoghurt



Times tables

Name: _____

Complete the circle by multiplying the number in the center by the middle ring to get the outer numbers.


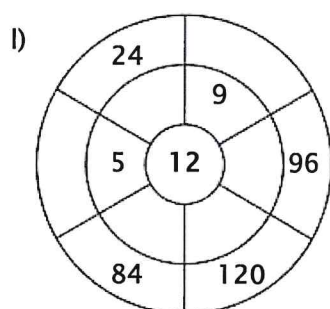
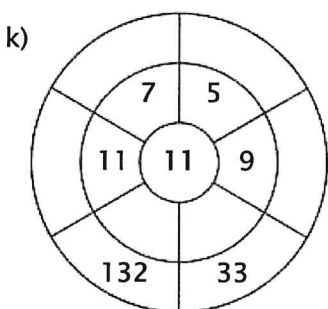
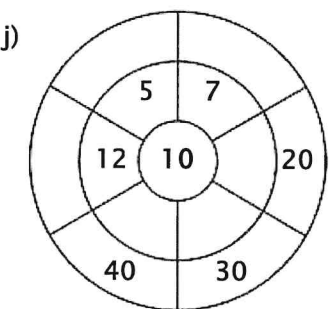
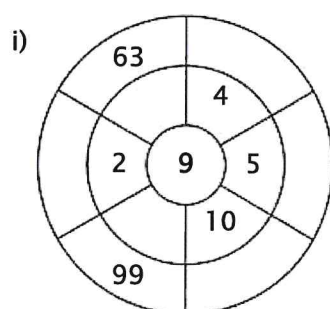
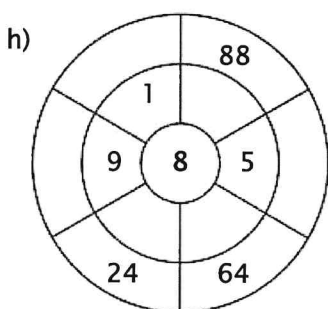
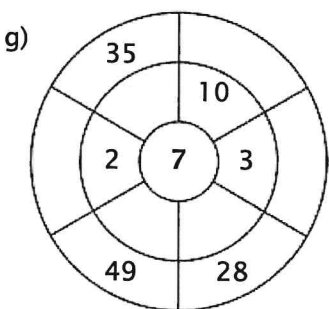
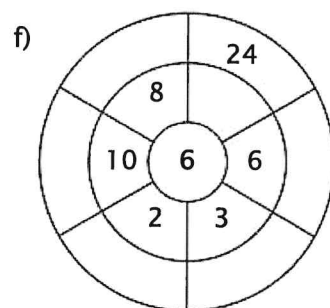
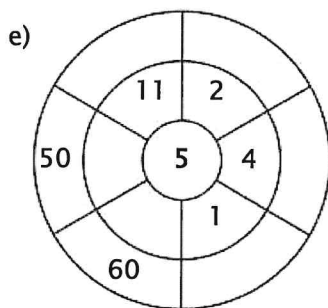
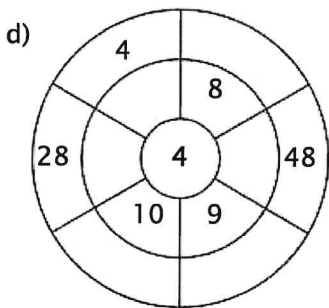
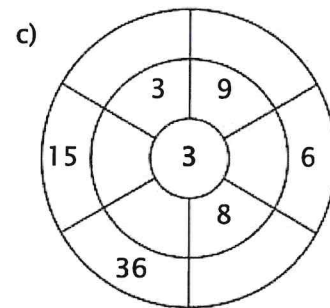
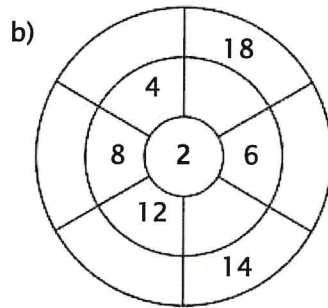
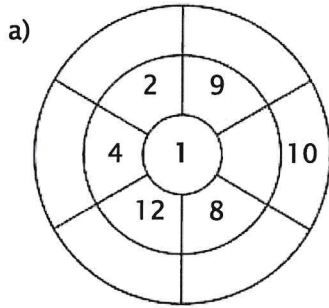


For more worksheets, games and exercises:
www.timestables.co.uk

Times tables

Name: _____

Complete the circle by multiplying the number in the center by the middle ring to get the outer numbers.



For more worksheets, games and exercises:
www.timestables.co.uk

Name: _____

What is the quickest time you can complete this table? Keep a record on the back and watch yourself get quicker the more you practice over the summer holidays.

Speed Tables

Can you beat your previous score? **3** **10** **5** **54** **18**

X	1	2	3	4	5	6	7	8	9	10	11	12
1												
2												
3												
4												
5												
6												
7												
8												
9												
10												
11												
12												

This time I got _____ correct. 😊

Spelling.



Spelling Shed

Stage: 4	Adding the suffix '-ion.' When the root word ends in 'd,' 'de' or 'se' then the suffix '-ion' needs to be '-sion.'
List: 13	
Name: _____	

Spellings	1st Attempt	2nd Attempt	3rd Attempt	4th Attempt	5th Attempt
expansion					
extension					
comprehension					
tension					
suspension					
exclusion					
provision					
explosion					
erosion					
invasion					

Group 1 Spellings



Stage: 2	Spelling rule: The /i/ sound spelled with a 'y.'
List: 4	

Spellings
race
ice
cell
city
fancy
lace
space
circle
circus
rice

Copy down five of the words in your spelling list and write a sentence containing it.
Your sentence

Your word



Stage: 2

The /s/ sound spelt c before e, i and y.

List: 4

Click to hide the spelling list!

ra
ic
c
ci
fan
l
spa
cir
cir
r

e
ell
ace
ce
cus
ice
ce
cle
cy
ty

Match the beginning sound to its ending.





Stage: 2

The /s/ sound spelt c before e, i and y.

List: 4

Name:

Spellings	1 st Attempt	2 nd Attempt	3 rd Attempt	4 th Attempt	5 th Attempt
race					
ice					
cell					
city					
fancy					
lace					
space					
circle					
circus					
rice					

Stage: 2

The /s/ sound spelt c before e, i and y.

List: 4

Name:



Spelling Shed

Can you match your spelling with the correct image?

Spellings
race
ice
cell
city
fancy
lace
space
circle
circus
rice

race



ice




cell

circle




city

circus

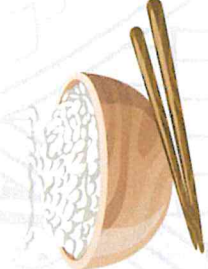


fancy




rice

lace



space



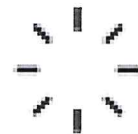
Writing a diary entry

Part of [Learning at Home](#)

Add to My Bitesize

Monday

Learning at Home



Learning focus

To write a diary entry based on a person in history.

This lesson includes:

- one video telling the story of Grace Darling
- one video to remind you how to plan your writing
- three activities

Learn

This film tells the true-life story of Grace Darling, including her heroic efforts to rescue the survivors of a shipwreck during a storm. The film is appropriate for the age group, but as every child is individual, parents may wish to watch ahead of, or with, their children if they are concerned by the content outlined.

Watch the following clip to learn about the story of **Grace Darling**.

She was the daughter of a lighthouse keeper who heroically risked her life to rescue some strangers who had been shipwrecked.

You will be writing a **diary entry** about this memorable day later in the lesson.



Hear about how Grace Darling showed bravery in the face of danger.

A diary entry is a form of **recount** in which the writer explains what has happened to them.

Here's a **checklist** of the key features to use when you write a diary entry.


- Start with **'Dear Diary'**.
- **Describe** the places where the events happened.
- Write in the **past tense**.
- Use **pronouns** like **I**, **my** and **me** to show that the events happened to you.
- Talk about how you were **feeling** or what you were **thinking** when each event happened.
- Use **interesting vocabulary**.

Practise

You may need paper and a pen or pencil for some of these activities.

Activity 1

You're now going to plan a diary entry for Grace Darling. First, first watch this video to recap on why **planning** is so important.



Learn how to plan your writing.


Make your plan on a sheet of paper.

Remember:

- A diary entry is a form of **recount** so you are retelling the story as if you are Grace on the day of the big rescue.
- This is not the actual writing so you **don't** need to write in full sentences.
- If it helps, you can **re-watch the video** to remind yourself about what happens.

Top tip!

Diaries often include the writer's **emotions**. So think about how Grace would be feeling during the events in the story.



Activity 2

Now write Grace Darling's diary entry.

As you write, use the **checklist** from the start of the lesson to remind yourself of the key features you should try to include.

Don't forget to use your **plan** and organise your writing using **paragraphs** too.

Top tip!

The video uses lots of interesting words.

For example: **So, feeling both nervous and excited, I helped father to launch our rowing boat into the raging sea.**

you could use some of these impressive words in your writing.

Activity 3

Read your diary entry aloud to yourself or to someone else at home, if you can.

Look at the **checklist** again. Have you included all the features in your writing?


Underneath your writing, using a different coloured pen, write down:

- **two** things that you really **like** about your diary entry
- **one** thing that you would like to **improve**. Maybe you missed something from the checklist?

If you can, ask a friend or family member what they like about your diary entry and how they think you could improve it next time.



Reading




TalkforWriting™

Talk for Writing Home-school booklet

The Impossibly Possible Bookshop

by Kat Pennington



© Copyright of Kat Pennington and Talk for Writing 2020.
Permissions: Sharing the web link / URL to where this booklet sits on the Talk for Writing website with colleagues and parents is encouraged, but no part of this publication should be re-uploaded elsewhere online, reproduced or altered without permission.
www.talk4writing.com



The Impossibly Possible Bookshop

By Kat Pennington

Hello, my name is Treerumple. This book is all about when a boy called Sammy came to visit me in my special Tree Goblin world. I am going to guide you through this booklet and, at the end, I would love to read your magical stories.



Listen to an audio recording of this story here:
<https://soundcloud.com/talkforwriting/bookshop/s-WQRn0LBZ1ho>

The Impossibly Possible Bookshop

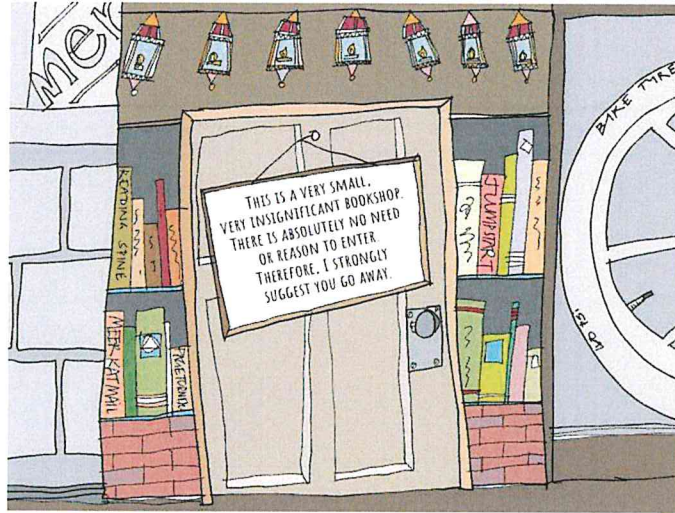
"Come on, Sammy," shouted his Grandmama from downstairs in the kitchen. "It's time for us to go into town. I need to post a parcel and ... don't forget your umbrella!"

Ten minutes later, Sammy and his Grandmama were walking through the puddle-patched streets of the nearby town. "Wait here, I won't be a moment!" instructed his Grandmama as she darted into the post office. Sammy waited. It seemed like his Grandmama was taking an extraordinarily long time.

Out of the corner of his eye, Sammy spotted the most unusual of shops. It was a bookshop. Now you may be thinking that there isn't anything unusual about a bookshop but this bookshop was not like one he had ever seen before – it was tiny and sandwiched between a large restaurant and a shop selling shiny, new bicycles. No-one seemed to notice the bookshop. Everyone just walked past it like it was invisible.

Gripped by curiosity, Sammy began to walk towards the tiny door of the tiny bookshop. As Sammy approached the shop, he noticed small intricate lanterns hanging around the edge of the roof, puffs of peculiar smoke drifting out of the tall, thin chimney stack and thick, aggressive ivy covering the stone walls and windows.

Sammy approached the door which didn't have a knocker or a bell. Instead, it had a note which read:



With a quick glance back towards the post office, Sammy pushed the shop's door and, to his surprise, it opened slightly. With his heart pounding, he pushed the door harder. It opened more so he stooped down low and went inside.

To his amazement, the bookshop was huge inside - really huge. It was dimly lit and everything was covered in a fine film of dust. The shop was crammed with books from floor to ceiling. Books of every colour, type and size imaginable. Books about far off lands and fantastic finds. Sammy began to explore and it wasn't long before a book, perched precariously on a high shelf, caught his eye. Taking a deep breath, Sammy climbed a nearby rickety ladder, grabbed the book and carried it to a corner of the shop where an oil lamp burned slowly. He stroked the dust off the front cover and read the gold embossed title: *Tree Goblins*.

Suddenly, a low voice emerged from the darkness, "I wouldn't open that book if I were you," it said. Sammy spun round and saw in the corner a disheveled, old man sat in a large leather-bound, red chair. His head was buried in a book and, looking up from his half-moon spectacles, he continued: "Strange things live in these 'ere books - go home and don't come back if you know what's good for you." Sammy paused for the briefest of seconds, then carefully ignoring the man, opened the book.

In the blink of an eye, Sammy found himself inside the trunk of a large tree. Colourful balloons, bunting and banners decorated the room and loud music, that made you want to dance, filled the warm air.

All around the room, small, strange-looking people, wearing brown tweed dungarees covered in toadstools, leaves and roses, danced and sang with great gusto and joy. Their large pointy ears were hidden slightly by their bushy multi-coloured hair and curly-toed velvet shoes hid their enormous, hairy feet. Around their necks each one wore a necklace covered in the most interesting of charms and trinkets.

In the middle of the room, a magnificent feast was laid out on a large woven willow table. There were pinecone truffles, sweet sap sorbets, nettle fritters and the finest pollen-puddings. In the centre was an enormous cake covered in long-grass icing and, on the top, over a hundred candles burned brightly. It was a glorious scene and Sammy soon realised that he was in the middle of a birthday party, but not like one he had ever experienced before!

"Hello," came a small voice. Sammy looked down to see one of the strange people smiling up at him. "Hello," replied Sammy.

"My name is Treerumple and I am a tree goblin here in Moon Glen - who are you?"

"My name is Sammy and I am ... well ... a boy!"

"Will you stay for the party? It's Treegruttle's 203rd birthday!"

Sammy wasted no time in accepting the invitation and spent what seemed like hours dancing, eating and singing with the Tree Goblins.

Before long, the sun began to set and Sammy knew that he should return home. He thanked the tree goblins for the wonderful time that he had had and explained that he needed to get home to his Grandmama. As a thank you for visiting them, Treerumple handed him his necklace: "Look after this for me; never forget us!"

"Forget you? That's impossible!" replied Sammy and, with that, he opened the book once more and returned back to the shop.

The disheveled man hadn't seemed to move and as Sammy said goodbye and thankyou to him, he simply muttered: "Hmph, no one will believe your impossible story."

Outside the shop, Sammy saw his Grandmama just come out of the post office. It was like no time had passed at all. "Ahh, there you are!" she said beckoning him over for one of her special cuddles whilst putting up her umbrella.

"Grandmama?" Sammy asked.

"Yes, my dear ... ?"

"Can we come back to tomorrow?"

His Grandmama winked, looked over to the bookshop and replied: 'We'll see ... anything's possible.'

Monday

Let's chat about the story



What do you think of the story? Let's have a chat about it together. Answer these questions. You can write the answers down if you like or just discuss it with someone. Record your thoughts here:

<p>Likes: What were your favourite bits of the story?</p>	<p>Dislikes: Was there anything you didn't like, didn't understand or would want to change?</p>
<p>Parallels: Does this story remind you of any other books or films that you have read or seen?</p>	<p>Questions: Do you have any questions about the story?</p>

Monday

True or false quiz!

Hello! Treerumple here again, fancy doing my quiz? It is all about the story that you have just read. I find it helpful to read the story a few times. Why not circle or highlight the story where you find the answer? If you get really stuck, the answers are at the back of this booklet. Good luck!

Name 3 (or more) things that Sammy noticed about the bookshop.

What was the title of the book he picked up and where was it?

Can you name 5 (or more) things that Sammy saw when he entered the birthday party?

Whose birthday party was it and how old was he?

What did Treerumple give Sammy as a gift?

Why did Sammy's Grandmama want to visit the town?

Tuesday

What happened when?



Can you make a comic strip of key parts of the story? Put the sentences below into the correct boxes and draw a picture above to match. The first sentence has been done for you but it still needs its picture.

Sammy and his Grandmama go into the nearby town.		

- Sammy is given a gift and returns home.
- Sammy says thankyou to the man in the bookshop.
- Sammy joins in with the Tree Goblin birthday celebrations.
- ✓ Sammy and his Grandmama go into the nearby town.
- Sammy meets Treerumple the goblin.
- Sammy enters a tiny bookshop.

Wednesday

Wonderful Words



Often in stories there are some words which we do not know the meaning of. Can you match these words to their correct definition? Psst ... the answers are at the back of this booklet but try not to look unless you get stuck.

extraordinary	poorly made and likely to break
unusual	rough woollen cloth: lots of clothes, especially trousers and waistcoats, are made from this
curiosity	something that is very unusual or remarkable - more than just being ordinary
intricate	when something is not secure and is likely to fall or collapse
peculiar	something that is different, doesn't always happen or is a bit out of the ordinary
insignificant	untidy
precariously	when you really want to know or learn something
rickety	something that a bit strange, odd or different than normal
embossed	small ornament or a little piece of jewellery which is often not very expensive
disheveled	complicated or detailed
tweed	carved or stamped into something
trinkets	small or not important

Thursday



Are there any other words you are not sure of? Record them here and ask an adult if you can or use the internet or look in a dictionary if you have one.

Now choose 5 words from the collection above and write them in your own sentence. I have done two examples for you:

insignificant

The little mouse seemed *insignificant* to the other animals.

intricate

An old lady, with an *intricate* necklace, walked into the shop.



.....

.....




.....

.....



.....

.....



.....



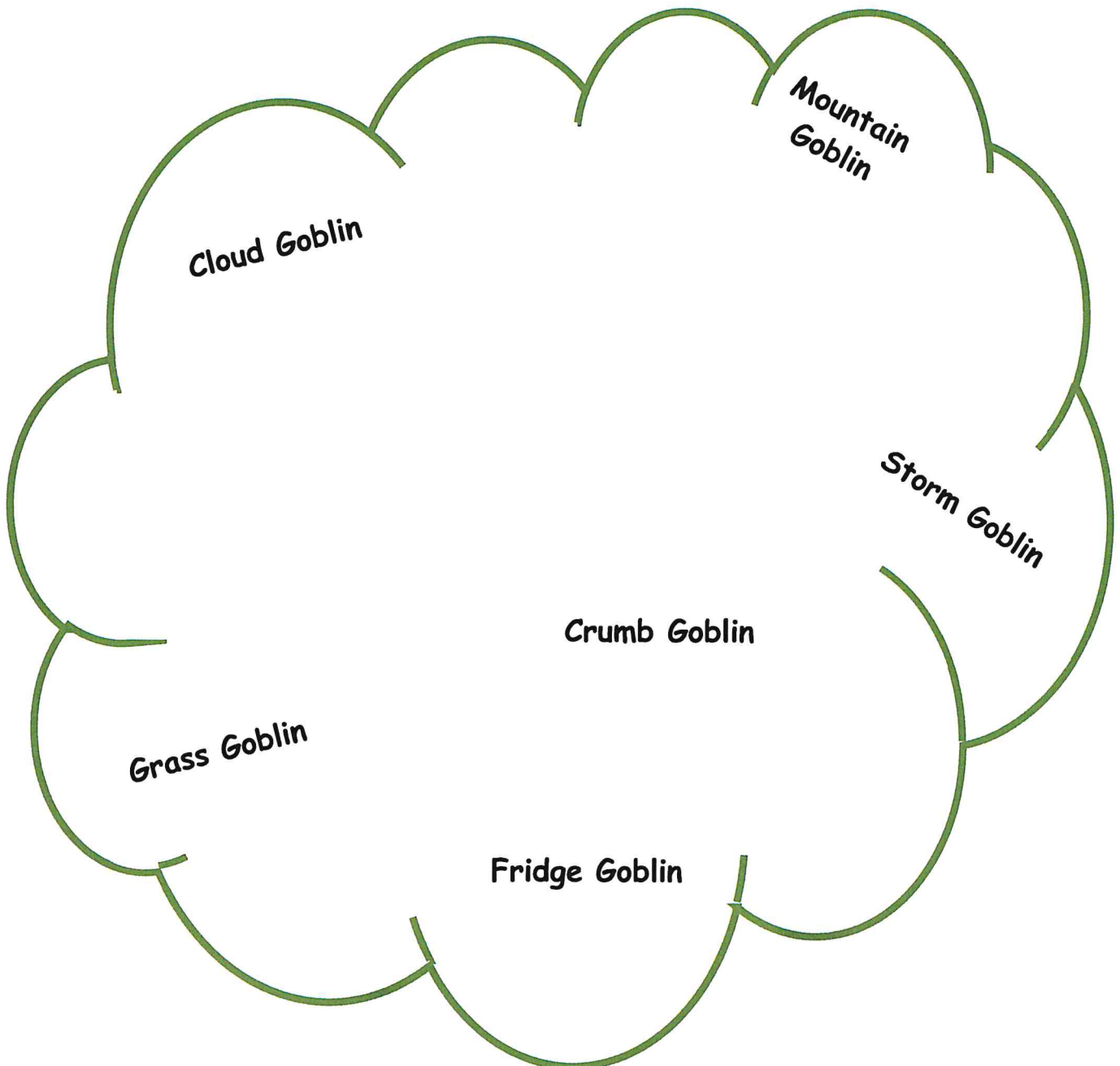
.....

Characters




This book is all about a boy who finds a new world filled with Tree Goblins but did you know that there are lots of different types of goblins in the world? When you write your story, your character could meet a different type of goblin.

- * Let's make a list of the goblins that could be in your story. To help create a goblin I like to use weather, nature or places to help me but you may have your own amazing ideas.
- * Record your ideas for different types of Goblins here – I have started you off with some names:




Friday

Now choose 3 of your favourite ideas and draw the goblins in the picture frames below. Can you write 5 facts that everyone should know about them? I have done an example using the Tree Goblins for you.



5 Tree Goblin Key Facts

- 1) Tree Goblins can only be found in evergreen trees (trees that do not lose their leaves in winter). The bigger the tree that they live in, the bigger the goblin that lives there.
- 2) Tree Goblins are vegetarian.
- 3) They do not get on with Bog Goblins - for centuries they have been arch enemies.
- 4) Tree Goblins can sleep for up to 14 hours a day and snore loudly.
- 5) They are not good pets due to their untidiness but they are very friendly.



Friday

