


Stage 1
Round Joins


Name _____

Date _____



a e s

Look at the arrows, now trace the letters.

a c a c a c 

Now practise writing the letters.

a d a d a d

a s a s a s

c a c a c a

e a e a e a

e d e d e d

e e e e e e

e g e g e g


e r e r e r

r a r a r a

Stage 2
Round Joins

Name _____

Date _____



ad

Look at the joins, now trace the letters.

ac ac ac



Now practise writing the letters.

ad ad ad

as as as

ca ca ca

ea ea ea

ed ed ed

ee ee ee

eg eg eg


er er er

ra ra ra

Stage 3
Round Joins

Name _____

Date _____



deep

Look at the joins, now trace the words.

beg

beg

beg

cage

cage

cage

deep

deep

deep

fade

fade

fade

grass

grass

grass

here

here

here

pace

pace

pace

pea

pea

pea

ran

ran

ran

red

red


red

© Morrells Handwriting. Photocopying permission given to purchasing school only.

Stage 4
Round Joins

Name _____

Date _____



banana

Look at the joins; now trace the words.

banana banana banana

began began began

bread bread bread

feather feather feather

grain grain grain

hedge hedge hedge

peace peace peace

please please please

sledge sledge sledge

wheel wheel wheel

Stage 5
Round Joins

Name _____

Date _____



feather

Look at the joins, now trace the words.

banana banana 

Now practise writing the words.

began began

bread bread

feather feather

grain grain

hedge hedge

peace peace

please please


sledge sledge

wheel wheel

Stage 6
Round Joins

Name _____

Date _____



peace

Look at the joins, now trace the words.

began 

Now practise writing the word.



Now write a sentence using the word.

bread

feather

hedge

peace

please


wheel



Stage 7
Round Joins

Name _____

Date _____



pyjamas

Look at the joins, now trace the words.

begged 

Now practise writing the word.



Now write a sentence using the word.

frequency

hedge

joined

pyjamas

voyage

year

